



Sitecore Intranet Portal 3.2

Main Settings

The description of all settings in a SIP Main Settings item.

Table of Contents

Chapter 1	Main Settings Item Sections and Fields	5
1.1	Data Section	6
1.1.1	Activity linktext (activitylinktext)	6
1.1.2	Back link text (backlinktext)	6
1.1.3	Back to overview link text (backtooverviewlinktext)	6
1.1.4	Browser title (browsertitle)	7
1.1.5	Auto archiving - default number of days before archiving news items (DefaultArchiveDays)	7
1.1.6	Canteen: Coming week header (CanteenComingWeekHeader)	7
1.1.7	Canteen: Todays menu header (CanteenTodaysMenuHeader)	8
1.1.8	Footer (footer)	8
1.1.9	List: Read more text (listreadmoretext)	9
1.1.10	Long date format (LongDateFormat)	9
1.1.11	ShortDateFormat (ShortDateFormat)	9
1.1.12	PhonebookNoResultsText (PhonebookNoResultsText)	10
1.1.13	Also search in username when searching for initials (PhonebookSearchInUsername)	10
1.1.14	Searchtext, topmenu (searchadvanced)	11
1.1.15	Searchlink (searchlink)	11
1.1.16	Top date format (topdateformat)	11
1.1.17	Top logo (toplogo)	11
1.1.18	Printlayout body (printbody)	12
1.1.19	FAQ: Moderated by text (FaqModeratedByText)	12
1.1.20	FAQ: Select Group text (FaqSelectGroupText)	13
1.1.21	DomainPublicName - The hostname to use when generating URLs (e.g. 'Send to a friend') (DomainPublicName)	14
1.1.22	ContentIsUnavailableInLanguage (ContentIsUnavailableInLanguage)	14
1.1.23	AvailableLanguagesText (AvailableLanguagesText)	14
1.1.24	ContentIsProhibitedInLanguage (ContentIsProhibitedInLanguage)	15
1.1.25	TopMenuIncludeTemplates (TopMenuIncludeTemplates)	15
1.2	Update Index	16
1.2.1	Number of days to show history for (UpdatedDays)	16
1.2.2	Updated items - include templates (UpdatedItemsIncludeTemplates)	16
1.2.3	Item where the UpdateList is placed (UpdateListLink)	16
1.2.4	UpdateResultsPerPage (UpdateResultsPerPage)	17
1.3	Personal Context	18
1.3.1	Header (PersContextHeader)	18
1.3.2	Toggle visibility - help text (PersContextToggleHelpText)	18
1.3.3	Favorites header (PersContextFavoritesHeader)	18
1.3.4	Favorites add - help text (PersContextFavoritesAddHelpText)	19
1.3.5	Favorites remove - help text (PersContextFavoritesRemoveHelpText)	19
1.3.6	PersContextSetCanteen (PersContextSetCanteen)	20
1.4	Frontend Editing	21
1.4.1	Form: Cancel button text (frontendeditingbuttoncancel)	21
1.4.2	Form: Delete button text (frontendeditingbuttondelete)	21
1.4.3	Form: Save button text (frontendeditingbuttonsave)	21
1.4.4	Form: Confirm Delete message (frontendeditingconfirmdelete)	22
1.4.5	Error: File not found (frontendeditingerrorfilenotfound)	22
1.4.6	Frontend upload limit (frontendeditingfilesizelimit)	23
1.4.7	Icon: Add new (frontendeditingiconaddnew)	23
1.4.8	Icon: Edit (frontendeditingiconedit)	23
1.4.9	Path to public media folder (frontendeditingsavepath)	24
1.4.10	Header, datachanneling (frontendeditingdatachanneltext)	24
1.4.11	Icon, datachanneling (frontendeditingdatachannelicon)	25
1.4.12	Auto versioning enabled for (AutoVersioningEnabledFor)	26

1.4.13	Message: validation error (frontendeditingValidationError)	26
1.4.14	Message: Required field error (frontendeditingRequiredFieldMsg)	27
1.4.15	Error: Protected item (frontendeditingErrorProtectedItem)	27
1.4.16	Error: User does not have write access to the current language (frontendeditingErrorAccess)	27
1.4.17	Error: Locked item (frontendeditingErrorItemLocked)	28
1.5	Backend Editing	29
1.5.1	SetAuthorAutomatically (SetAuthorAutomatically)	29
1.6	Data Channel	30
1.6.1	Disable the Data Channel Framework (dtdisabled)	30
1.6.2	'all groups' button text (dtcallgroups)	30
1.6.3	'My groups' button text (dtcmymygroups)	31
1.6.4	Reset button text (dtreset)	31
1.6.5	Tooltip text (dtctooltip)	32
1.7	News Options	33
1.7.1	Date Format (newsdateformat)	33
1.7.2	Date format lists (newsdateformatlists)	33
1.7.3	News frontpage: item count (newsfrontpageitemcount)	34
1.8	Author	35
1.8.1	Author (authorauthor)	35
1.8.2	Remarks (authorremarks)	35
1.8.3	Updated (authorupdated)	36
1.8.4	Message: Author is not specified (authorNotSpecified)	36
1.9	List Options	37
1.9.1	Header, date of birth (dlheaderbirthdate)	37
1.9.2	Header, cell phone (dlheadercell)	37
1.9.3	Header, date (dlheaderdate)	38
1.9.4	Header, department (dlheaderdepartment)	39
1.9.5	Header, document (dlheaderdocument)	39
1.9.6	Header, e-mail (dlheaderemail)	40
1.9.7	Header, employee (dlheaderemployee)	41
1.9.8	Header, initials (dlheaderinitials)	42
1.9.9	Header, local number (dlheaderlocal)	43
1.9.10	Header, location (dlheaderlocation)	44
1.9.11	Header, name (dlheadername)	45
1.9.12	Header, telephone (dlheaderphone)	46
1.9.13	Header, 'refers to' (dlheaderrefersto)	47
1.9.14	Header, title (dlheadertitle)	47
1.9.15	Header, type (dlheadertype)	48
1.9.16	Header, weblog link (dlheaderweblog)	49
1.9.17	Paging size (dlpagingsize)	49
1.10	Send Page	51
1.10.1	Close window text (sendpage_closewindowtext)	51
1.10.2	Headline (sendpage_headline)	51
1.10.3	Body (sendpage_body)	52
1.10.4	Prefix - from (sendpage_prefixfrom)	52
1.10.5	Prefix - to (sendpage_prefixto)	53
1.10.6	Prefix - message (sendpage_prefixmessage)	53
1.10.7	Submit button text (sendpage_submitbuttontext)	54
1.10.8	Body - sent (sendpage_bodysent)	54
1.10.9	Body - error sending e-mail (sendpage_errortext)	55
1.10.10	Send new link text (sendpage_sendnewlinktext)	55
1.10.11	SMTP server (sendpage_smtpserver)	55
1.10.12	Mail body html (sendpage_mailbodyhtml)	56
1.10.13	Mail body text (sendpage_mailbodytext)	57
1.10.14	Mail link text (sendpage_maillinktext)	58
1.10.15	Mail sender address (sendpage_mailsenderaddress)	58
1.10.16	Mail sender name (sendpage_mailsendername)	58

1.10.17	Mail subject (sendpage_mailsubject)	58
1.11	Forum	59
1.11.1	Answers text (forumanswers)	59
1.11.2	Author text (forumauthor)	59
1.11.3	Button - new debate text (forumbuttonnewdebate)	61
1.11.4	Button - reply text (forumbuttonreply)	61
1.11.5	Button - to overview text (forumbuttonoverview)	62
1.11.6	Created text (forumcreated)	62
1.11.7	Title text (forumtitle)	63
1.12	Marketplace	65
1.12.1	Created by text (MarketPlaceCreated)	65
1.12.2	Created Date text (MarketPlaceCreatedDate)	65
1.12.3	Delete text (MarketPlaceDelete)	66
1.12.4	MarketPlaceNoResultsText	66
1.12.5	Title text (MarketPlaceTitle)	67
1.13	Vacation Signup	68
1.13.1	ErrorMessageEmail	68
1.13.2	ErrorMessageName	69
1.13.3	ErrorMessagePhone	70
1.13.4	ErrorMessagePreferred	71
1.13.5	ErrorMessageWorkplace	72
1.14	Activity Search	73
1.14.1	ActivitySearchCalendarText	73
1.14.2	ActivitySearchDateText	74
1.14.3	ActivitySearchFromText	75
1.14.4	ActivitySearchNoResultsText	75
1.14.5	ActivitySearchSearchText	77
1.14.6	ActivitySearchToText	78
1.14.7	ActivitySearchTypeText	79
1.15	Search	80
1.15.1	Item Not Found Message	80
1.15.2	Results per page	81
1.16	Slideshow	82
1.16.1	SlideshowButtonStartText	82
1.16.2	SlideshowButtonPauseText	83
1.16.3	SlideshowButtonPreviousText	83
1.16.4	SlideshowButtonNextText	84
1.16.5	SlideshowThumbnailsLabel	85
1.16.6	SlideshowEditorTitle	85
1.16.7	SlideshowEditorSubTitle	86
1.16.8	SlideshowEditorUpload	86
1.16.9	SlideshowEditorDelete	87
1.17	MediaLibrary	88
1.17.1	MediaPickerPublicRoot	88
1.17.2	Max Image Width (MaxImageWidth)	90
1.17.3	ListMaxImageWidth	90
1.18	System Folders	91
1.18.1	ActivityCalendarFolder	91
1.18.2	ActivityTypesFolder	91
1.18.3	DocumentTypesFolder	91
1.18.4	LocationsFolder	91
1.18.5	PortalZonesFolder	91
1.18.6	TargetGroupsFolder	91
1.18.7	TopIconLinksFolder	91
1.18.8	UserProfileFolder	91
1.18.9	SlideshowsFolder	92

Chapter 1

Main Settings Item Sections and Fields

A Main Settings item defines presentation settings in a Sitecore Intranet site, for example: button titles, a top logo, date/time formats, email message content, etc. Main Settings items are located in the following folder:

`/sitecore/system/IntranetSettings/MainSettings.`

This document describes the settings available in such item. The item contains the following sections:

- 1.1 Data Section
- 1.2 Update Index
- 1.3 Personal Context
- 1.4 Frontend Editing
- 1.5 Backend Editing
- 1.6 Data Channel
- 1.7 News Options
- 1.8 Author
- 1.9 List Options
- 1.10 Send Page
- 1.11 Forum
- 1.12 Marketplace
- 1.13 Vacation Signup
- 1.14 Activity Search
- 1.15 Search
- 1.16 Slideshow
- 1.17 MediaLibrary
- 1.18 System Folders

The Norman Furniture demo site is used as an example in this document.

1.1 Data Section

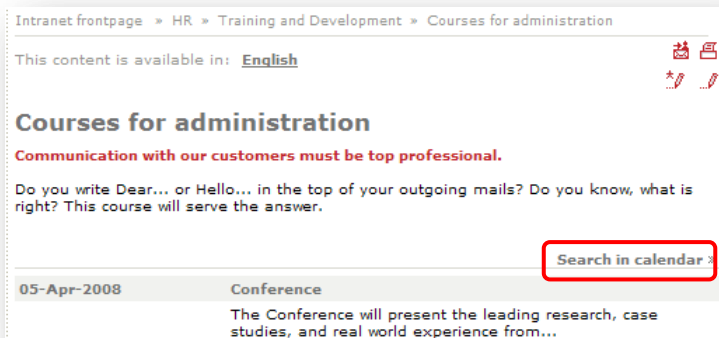
The description of settings located in the Data section of the Main Settings item.

1.1.1 Activity linktext (activitylinktext)

Type: text

Description: This setting contains a link title which will be displayed while rendering an item based on the Intranet.Activitylist template if there is at least one activity under /sitecore/content/Intranet/Home/Site tools/Activities location which meets the condition specified in the Activity Types field of the current Activity List item.

Front-end view:

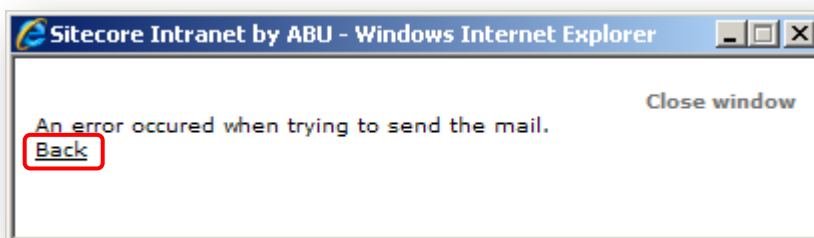


1.1.2 Back link text (backlinktext)

Type: text

Description: This setting is used to specify single title for all 'back' links on the site. By default this setting affects only the SendPage layout behaviour.

Front-end view:

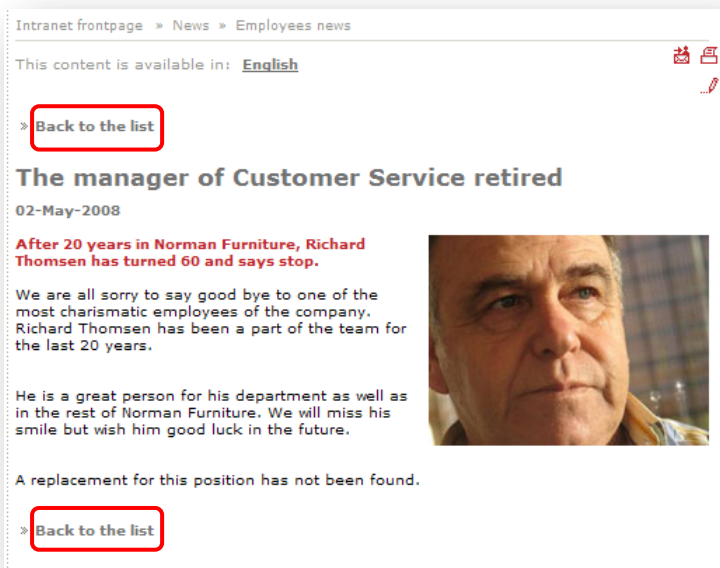


1.1.3 Back to overview link text (backtooverviewlinktext)

Type: text

Description: This setting is used to specify single title for all 'back' links which lead from an item to a parent item containing the overview list (for example 'back' link on specific news page which leads to the news overview list).

Front-end view:

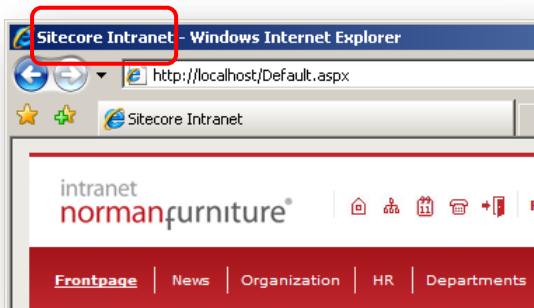


1.1.4 Browser title (browsertitle)

Type: text

Description: This setting specifies the title of the browser window when browsing the site..

Front-end view:



1.1.5 Auto archiving - default number of days before archiving news items (DefaultArchiveDays)

Type: text

Description: This setting specifies a number of days after which news items will be archived. Note that value of the setting must exceed zero otherwise archiving process will not be performed.

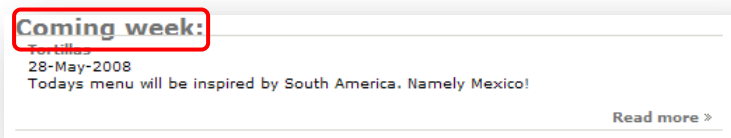
1.1.6 Canteen: Coming week header (CanteenComingWeekHeader)

Type: text

Description: This setting specifies the heading which will be displayed when rendering an item based on the Intranet.Canteen template. Note that the heading will be rendered only if the item has at least

one descendant based on the Intranet.Canteen Menu template. The Date field of descendant item(s) must contain future date.

Front-end view:




1.1.7 Canteen: Todays menu header (CanteenTodaysMenuHeader)

Type: text

Description: This setting specifies the heading which will be displayed when rendering an item based on the Intranet.Canteen template. Note that the heading will be rendered only if the item has a descendant based on the Intranet.Canteen Menu template. The Date field of descendant item(s) must contain today's date.

Front-end view:

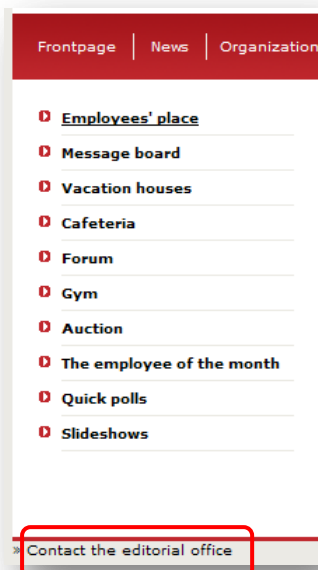


1.1.8 Footer (footer)

Type: rich text

Description: This setting specifies content for the footer of the site.

Front-end view:

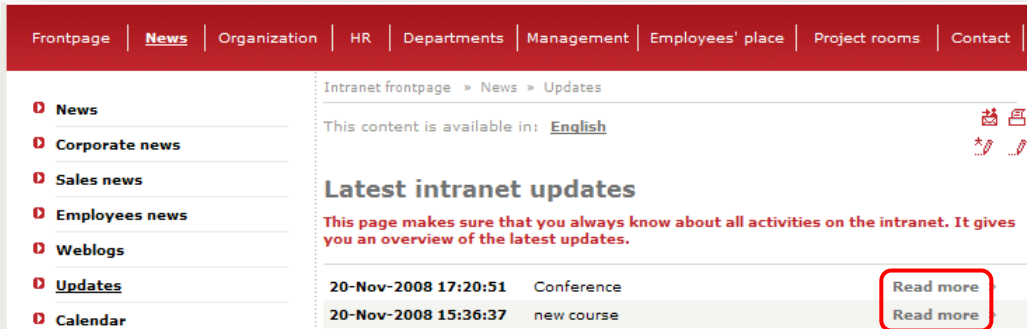


1.1.9 List: Read more text (listreadmoretext)

Type: text

Description: This setting is used to specify titles links which lead to a specific item from a list of items (for example links in a list of news which lead to a specific news page for each list entry). By default this setting is used while rendering items based on the following templates: Intranet.NewsArchive, Intranet.Canteen, Intranet.DocumentList, Intranet.FAQSection, Intranet.NewsSection. It is also used in the Intranet UpdateList sublayout (Updates page for news), Intranet WebPart TopNewsTeasers sublayout (Focus webpart), Intranet NewsFrontpage rendering (front page for all news).

Front-end view:

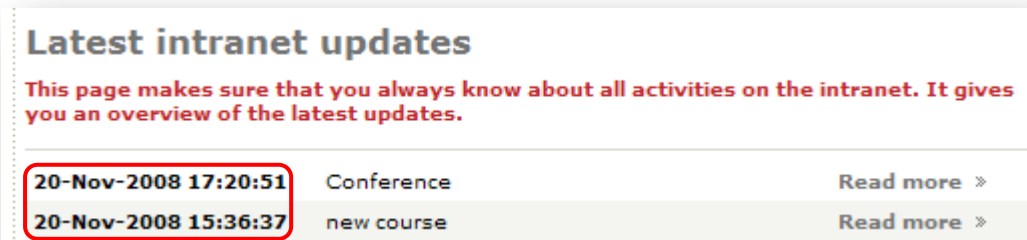


1.1.10 Long date format (LongDateFormat)

Type: text

Description: This setting is used to specify single long date format for the whole site. By default this setting is used while rendering items based on the following templates: Intranet.ForumItem, Intranet.Weblog.Entry, Intranet.PersonalWeblog.Root, Intranet.Weblog.Archive and Intranet.Weblog.Root.

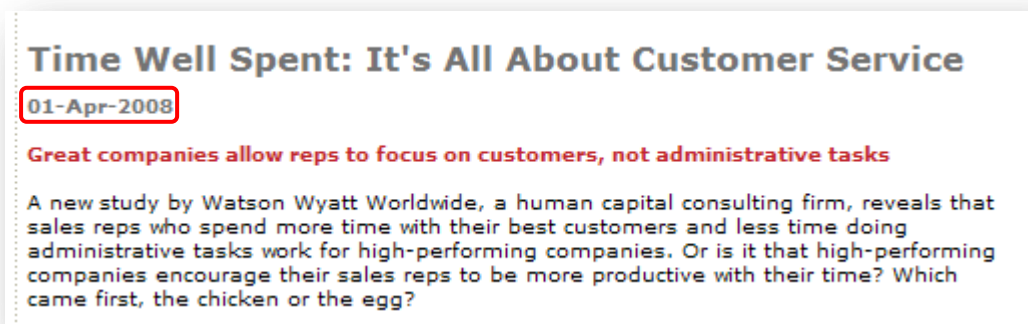
Front-end view:



1.1.11 ShortDateFormat (ShortDateFormat)

Type: text

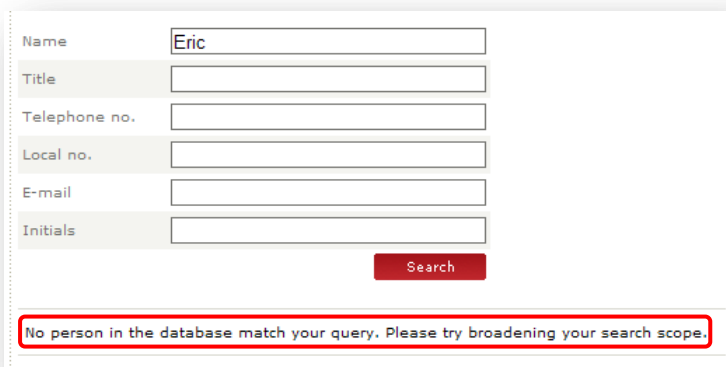
Description: This setting is used to specify single short date format for the whole site. By default this setting is used while rendering items based on the following templates: Intranet.Activitylist, Intranet.Activity, Intranet.Canteen, Intranet.UserProfile. It is also used in the Intranet Content rendering (it is assigned to the various templates and to the sitemap, phonebook, etc.), RssFullInfo and RssOverView renderings (both are used by the RSS web part).

Front-end view:

1.1.12 PhonebookNoResultsText (PhonebookNoResultsText)

Type: rich text

Description: This setting is used to specify the message which will be displayed if search in the phonebook returns no results. By default this setting is used in the Intranet PhoneBook sublayout (phonebook service).

Front-end view:

Name

Title

Telephone no.

Local no.

E-mail

Initials

No person in the database match your query. Please try broadening your search scope.

1.1.13 Also search in username when searching for initials (PhonebookSearchInUsername)

Type: checkbox

Description: This setting specifies the search logic that affects the Find employee web part and site phonebook search.

If the check box is cleared then the search for users (the Find Employee web part) will search for a given expression only in the "Name" and "Initials" fields of each user profile under /sitecore/content/Intranet/Home/UserInfo/. If the checkbox is selected, the Find Employee web part will search for a given expression also in the name of the user profile item (which coincides with the user login). The search is case-insensitive.

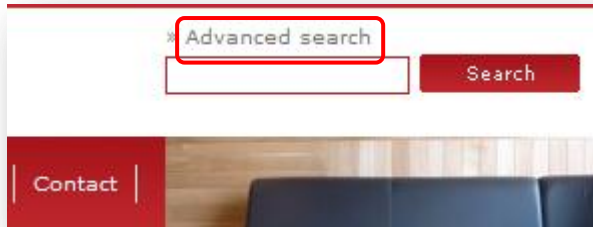
The setting also affects the 'Initials' field of the site phonebook search in the same way. The setting does not affect other fields of the phonebook search.

1.1.14 Searchtext, topmenu (searchadvanced)

Type: text

Description: This setting is used to specify the link title of the site search service (top right corner of the site).

Front-end view:



1.1.15 Searchlink (searchlink)

Type: link

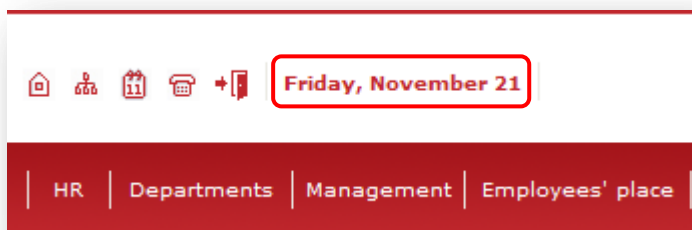
Description: This setting specifies the link to the site search service item. By default this setting contains the link to the /sitecore/content/Intranet/Home/Site tools/Search item.

1.1.16 Top date format (topdateformat)

Type: text

Description: This setting specifies the format of the date which is displayed at the top of the site.

Front-end view:

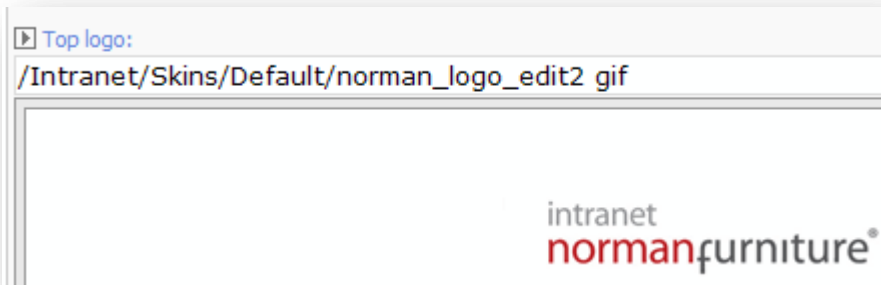


1.1.17 Top logo (toplogo)

Type: image

Description: This setting specifies a link to the image that is used as top logo of the site. Note that the setting will be used only if Toplogo field in Sitecore Intranet Portal skin item is not specified.

Back-end view:



Front-end view:

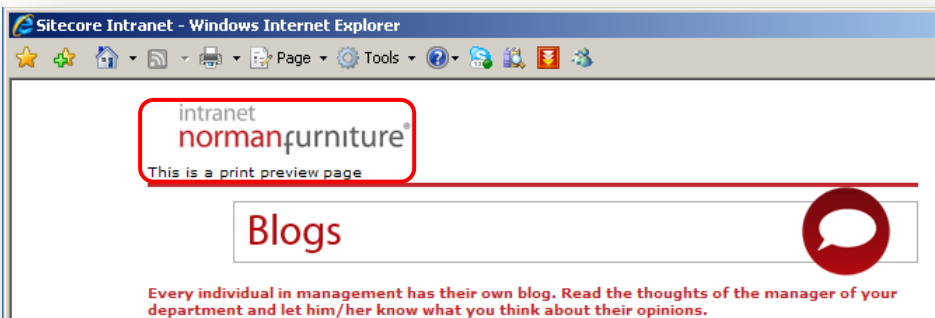


1.1.18 Printlayout body (printbody)

Type: rich text

Description: This setting specifies the content which is displayed at the top of a print preview page.

Front-end view:

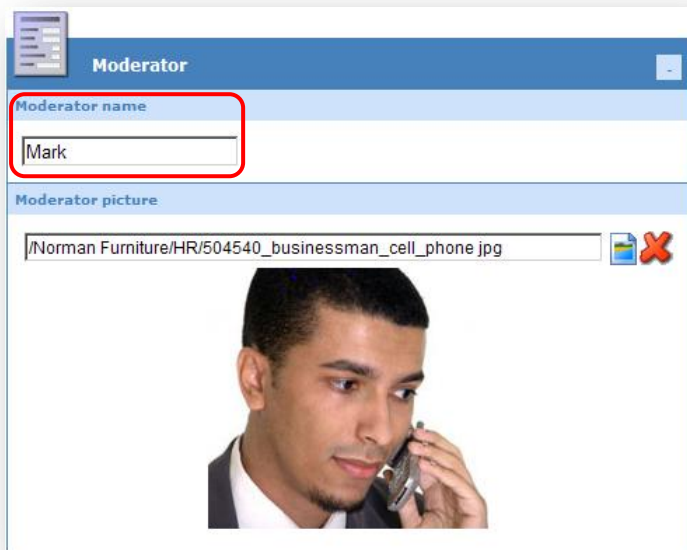


1.1.19 FAQ: Moderated by text (FaqModeratedByText)

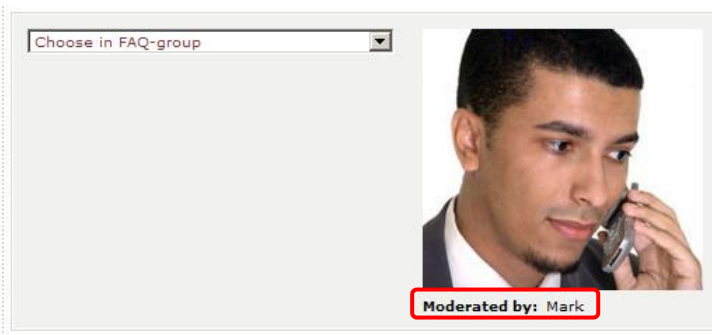
Type: text

Description: This setting specifies the text that will be displayed if the item Moderator name field specified (Moderator section of the item). The item must be based on the Intranet.FAQSection template.

Front-end view (edit mode):



Front-end view:



1.1.20 FAQ: Select Group text (FaqSelectGroupText)

Type: text

Description: This setting specifies the text for the default option of a list box that is displayed while rendering an item based on the Intranet.FAQSection template. The list box allows selecting a specific FAQ-group from the list of available groups.

Front-end view:

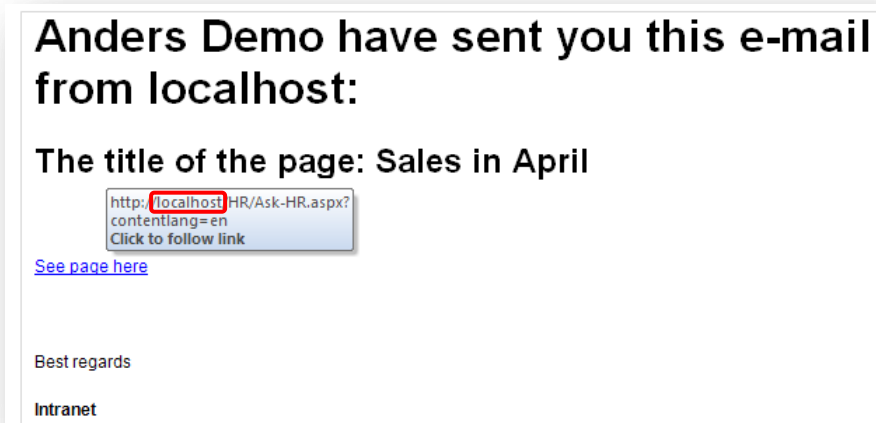


1.1.21 DomainPublicName - The hostname to use when generating URLs (e.g. 'Send to a friend') (DomainPublicName)

Type: text

Description: This setting specifies the hostname that is used while generating a link to a page of the 'Send to friend' service.

Front-end view:

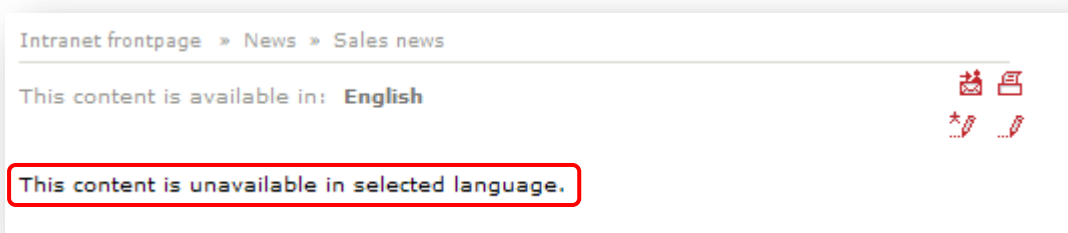


1.1.22 ContentIsUnavailableInLanguage (ContentIsUnavailableInLanguage)

Type: text

Description: This setting specifies the message that is displayed if the user tries to view an item in unsupported language (e.g. the item does not have such language version).

Front-end view:



1.1.23 AvailableLanguagesText (AvailableLanguagesText)

Type: text

Description: This setting specifies the text that is displayed at the top of each page data section.

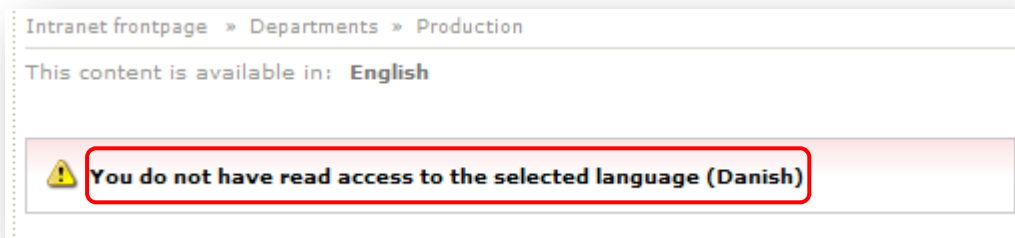
Front-end view:

1.1.24 ContentIsProhibitedInLanguage (ContentIsProhibitedInLanguage)

Type: text

Description: This setting specifies the template for the message that is rendered instead of the page content if user tries to access an item in the language he/she has no read access to. Note that '{0}' sequence in the setting value will be replaced with the name of the corresponding language.

Sample value: You do not have read access to the selected language ({0}).

Front-end view:

1.1.25 TopMenuIncludeTemplates (TopMenuIncludeTemplates)

Type: tree list

Description: This setting determines which items should be included in the site top menu. If an item under the Home item is based on a template from the list then that item will be included in the site top menu.

1.2 Update Index

The description of settings located in the Update index section of the Main Settings item.

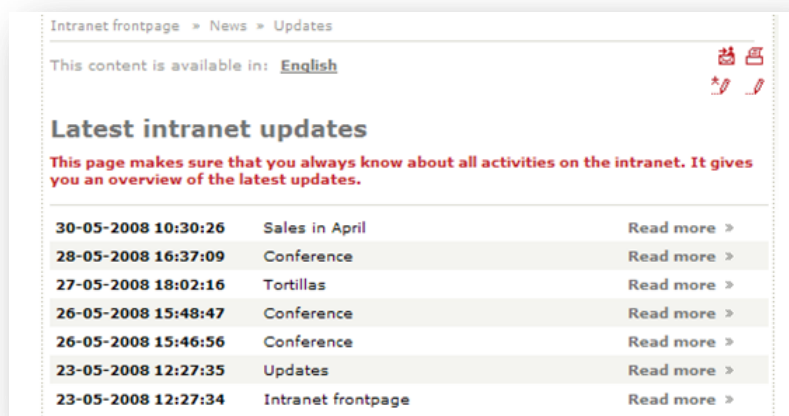
1.2.1 Number of days to show history for (UpdatedDays)

Type: text

Description: This setting determines the threshold (in days) for the editing history. The Updates page will only show items which were edited not longer than this number of days before. The setting affects the behavior of the Intranet UpdateList sublayout (in Norman Furniture demo site see *Intranet frontpage* » *News* » *Updates*). The update list will include items which match the Updated items - include templates setting.

If the value of the setting can't be parsed as integer then the default value '20' will be used.

Front-end view:



1.2.2 Updated items - include templates (UpdatedItemsIncludeTemplates)

Type: multilist

Description: Items based on templates specified in this setting will be included in the "update list" generated by the Intranet UpdateList sublayout (in Norman Furniture demo site see *Intranet frontpage* » *News* » *Updates*). For more information about the update list, see the "Number of days to show history for" setting.

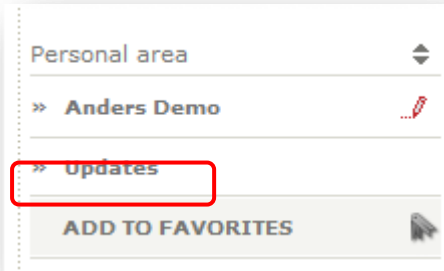
1.2.3 Item where the UpdateList is placed (UpdateListLink)

Type: tree

Description: This setting specifies the path to the item where the update list rendered. This path is rendered in the user personal area under the user name.

Sample value: /sitecore/content/Intranet/Home/News/Updates.

Front-end view:

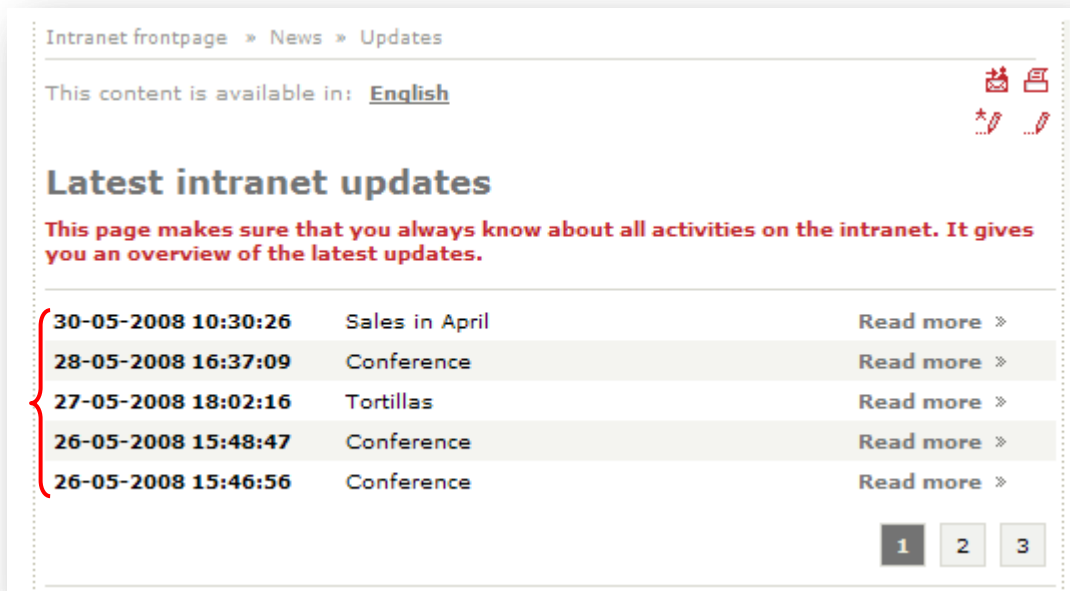


1.2.4 UpdateResultsPerPage (UpdateResultsPerPage)

Type: text

Description: This setting specifies the number of entries per page for site update service. If the value of the setting cannot be parsed as integer then the default value '25' will be used.

Front-end view:



1.3 Personal Context

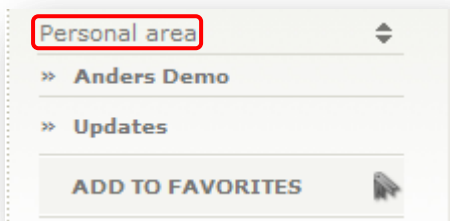
The description of settings located in the Personal context section of the Main Settings item.

1.3.1 Header (PersContextHeader)

Type: text

Description: This setting specifies the title for the site personal context section.

Front-end view:

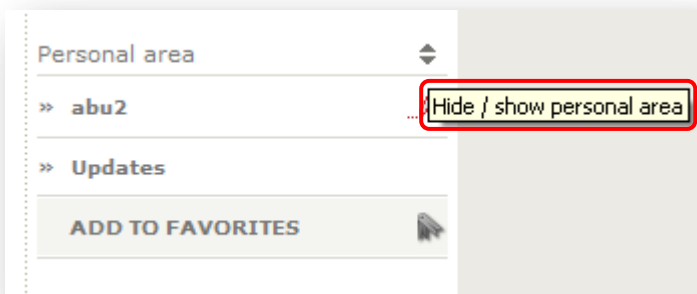


1.3.2 Toggle visibility - help text (PersContextToggleHelpText)

Type: memo

Description: This setting specifies the text of a tooltip for the collapse/expand button of the site personal area.

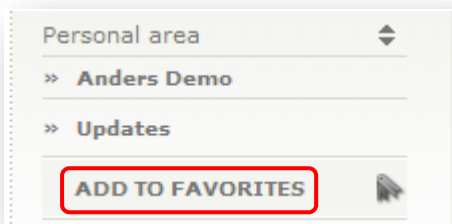
Front-end view:



1.3.3 Favorites header (PersContextFavoritesHeader)

Type: text

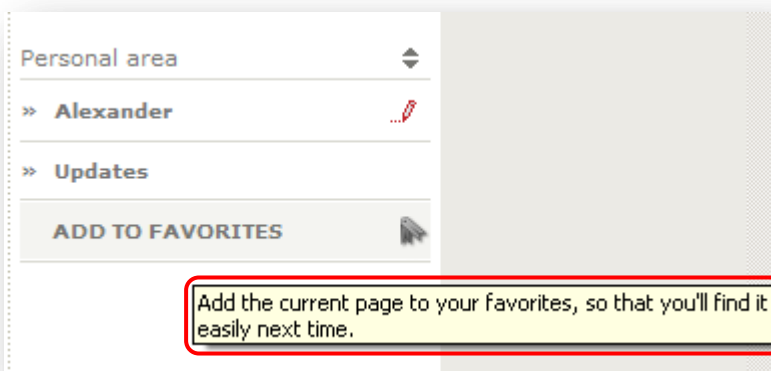
Description: This setting specifies the heading for the site favorites section.

Front-end view:

1.3.4 Favorites add - help text (PersContextFavoritesAddHelpText)

Type: memo

Description: This setting specifies the text of a tooltip for Add New button of the site favorites section.

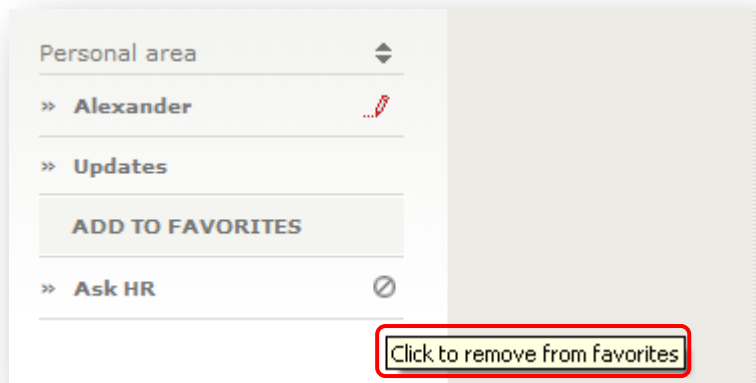
Front-end view:

1.3.5 Favorites remove - help text (PersContextFavoritesRemoveHelpText)

Type: memo

Description: This setting specifies the text of a tooltip for Remove From Favorites button for each entry of the site favorites section.

Front-end view:

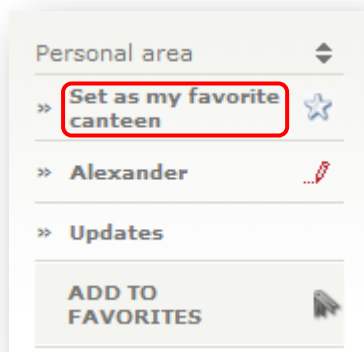


1.3.6 PersContextSetCanteen (PersContextSetCanteen)

Type: text

Description: This setting specifies the link title that is used to set the current item (if it is based on the Intranet.Canteen template) as preferred canteen for the user profile.

Front-end view:



1.4 Frontend Editing

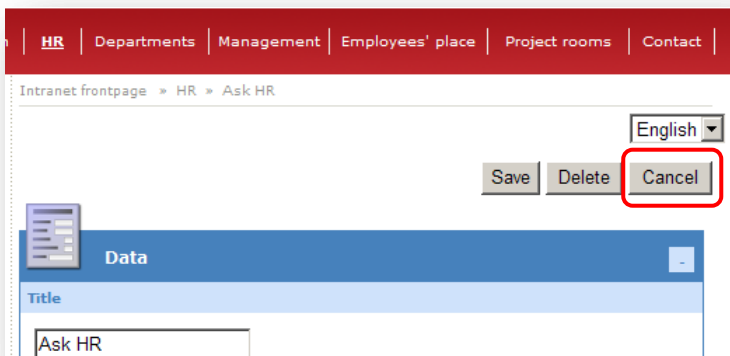
The description of settings located in the Frontend editing section of the Main Settings item.

1.4.1 Form: Cancel button text (frontendeditingbuttoncancel)

Type: text

Description: This setting specifies the text for the Cancel button of Sitecore Intranet Portal front-end editor.

Front-end view:

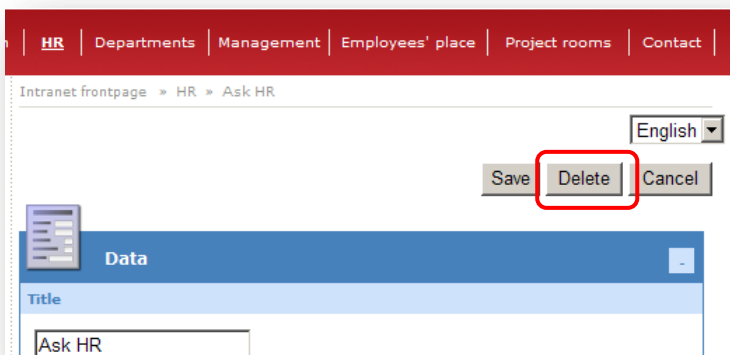


1.4.2 Form: Delete button text (frontendeditingbuttondelete)

Type: text

Description: This setting specifies the text for the Delete button of Sitecore Intranet Portal front-end editor.

Front-end view:

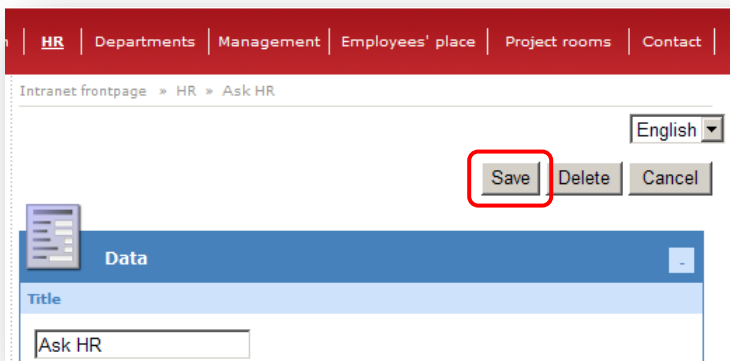


1.4.3 Form: Save button text (frontendeditingbuttonsave)

Type: text

Description: This setting specifies the text for the Save button of Sitecore Intranet Portal front-end editor.

Front-end view:

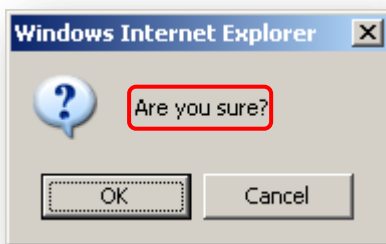


1.4.4 Form: Confirm Delete message (frontendeditingconfirmdelete)

Type: text

Description: This setting specifies the text of a message that is displayed to a user when he/she is asked to confirm deletion of the current item version in Sitecore Intranet Portal front-end editor.

Front-end view:

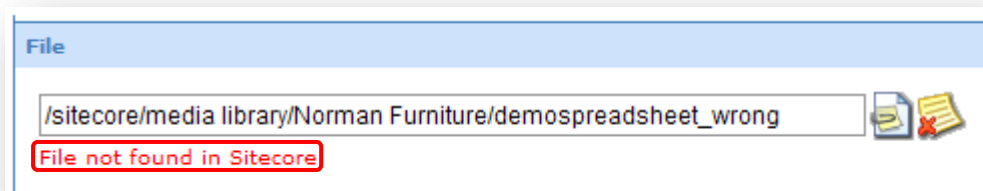


1.4.5 Error: File not found (frontendeditingerrorfilenotfound)

Type: text

Description: This setting specifies the text of a message that is displayed in Sitecore Intranet Portal front-end editor while rendering edit control for a field of type 'internal link'. The message will be rendered only if the field refers to non-existing item.

Front-end view:



1.4.6 Frontend upload limit (frontendeditingfilesizelimit)

Type: text

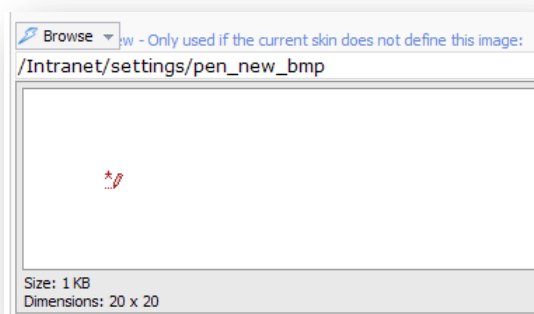
Description: This setting specifies the maximal size of a file (in kilobytes) which can be uploaded to Sitecore Intranet Portal site using the Intranet Upload tool. If the value of the setting can't be parsed as integer or it is less than 1 then default value (50000000) is used.

1.4.7 Icon: Add new (frontendeditingiconaddnew)

Type: image

Description: This setting specifies a link to the image for Add New Item button on Sitecore Intranet Portal site. This button is rendered by the Intranet Main layout and Intranet FAQList rendering (for the items based on the Intranet.FAQSection template). The Add New Item button is rendered only if the user has Create access right to the current item and if the current item has at least one master assigned which is readable for the current user and has an 'Editor' layout assigned. Note that the setting is presented in the main settings item for backward compatibility and it is used only if the setting with the same name from the skin settings item is not set.

Back-end view:



Front-end view:



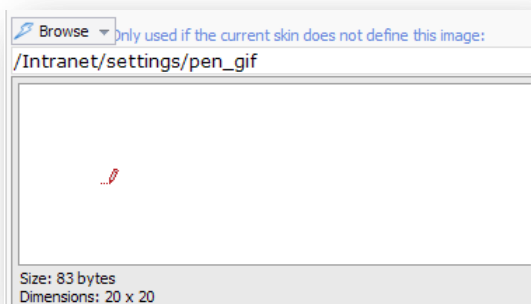
1.4.8 Icon: Edit (frontendeditingiconedit)

Type: image

Description: This setting specifies a link to the image for Edit Item button on Sitecore Intranet Portal site. The button is rendered by the Intranet Main layout and the Intranet FAQList rendering (for the items based on the Intranet.FAQSection template). The Edit Item button is rendered only if the user has Write access right to the current item and if the current item has the layout assigned to the 'Editor'

device of the item. Note that the setting is presented in the main settings item for backward compatibility and it is used only if the setting with same name from the skin settings item is not set. The Search web part has its configuration item which contains the link to the web part configuration file. If in that file '/WebPart/CustomizationLink' node specified then Edit web part button will be rendered while rendering the Search web part.

Back-end view:



Front-end view:



1.4.9 Path to public media folder (frontendeditingsavepath)

Type: text

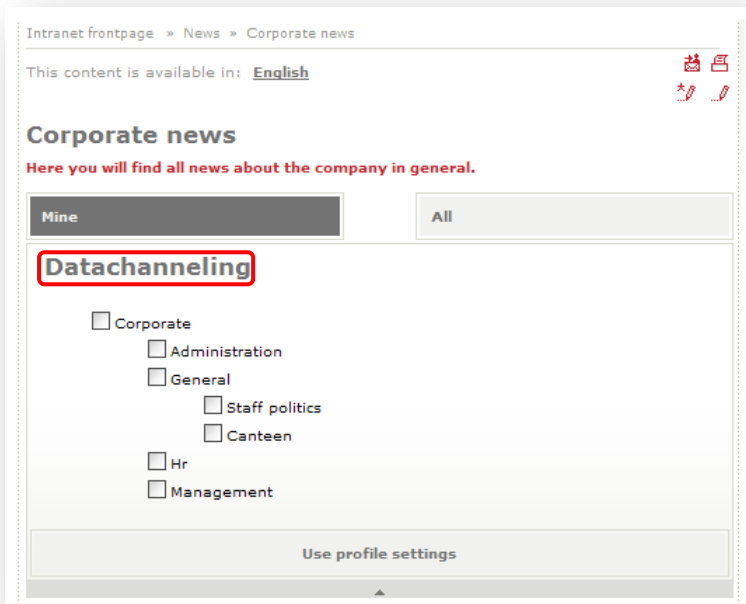
Description: This setting specifies the path to an item under which all media items will be stored. This setting is used by the 'Intranet Upload' tool.

1.4.10 Header, datachanneling (frontendeditingdatachanneltext)

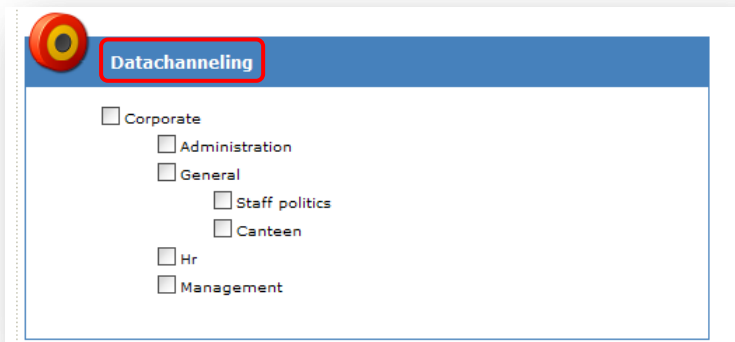
Type: text

Description: This setting specifies the heading of the Datachanneling control. This setting is used by the Intranet DataChannelControl sublayout (it is used to render items based on the Intranet.NewsArchive and Intranet.NewsSection templates) and by Sitecore Intranet Portal front-end editor if the user is editing his/her own profile.

Front-end view (Intranet DataChannelControl sublayout):



Front-end view (user is editing his/her own profile):

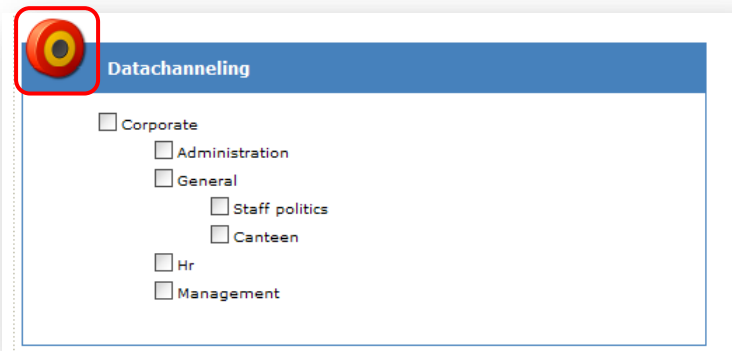


1.4.11 Icon, datachanneling (frontendeditingdatachannelicon)

Type: icon

Description: This setting specifies the path to an icon that is rendered at the top of the data channeling section in Sitecore Intranet Portal front-end editor.

Front-end view:



1.4.12 Auto versioning enabled for (AutoVersioningEnabledFor)

Type: tree list

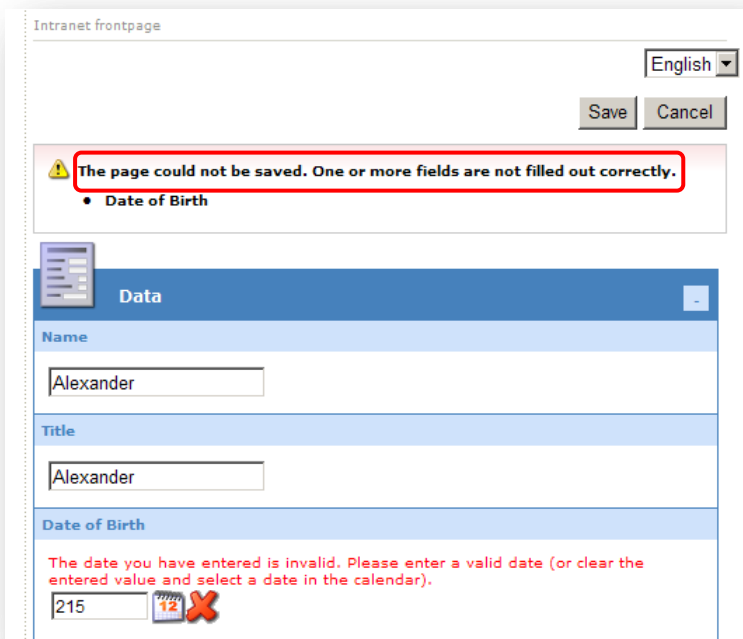
Description: If a user saves an item based on one of the templates specified in this setting using either SIP front-end editor or Page Editor then a new version of the item is created and all changes are saved to this new item version.

1.4.13 Message: validation error (frontendeditingValidationError)

Type: text

Description: This setting specifies the text of a message that is rendered on Sitecore Intranet Portal front-end editor if one or more fields are not filled out properly. The message is rendered after the user tries to save the current item.

Front-end view:

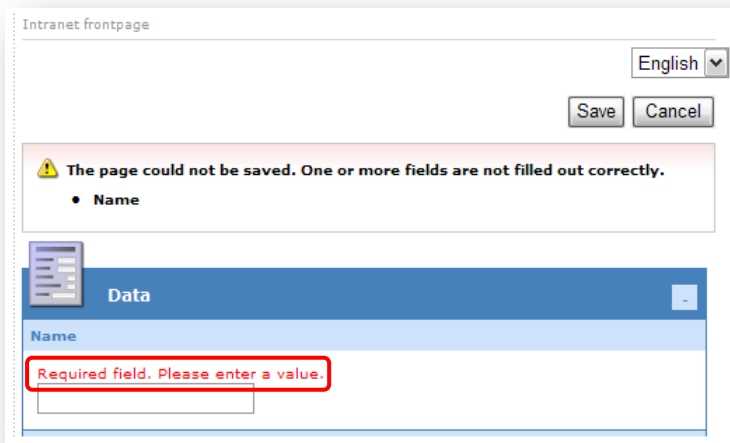


1.4.14 Message: Required field error (frontendeditingRequiredFieldMsg)

Type: text

Description: This setting specifies the text of a message that is rendered on Sitecore Intranet Portal front-end editor near the field that is marked as 'required' but does not meet validation rules. The message is rendered after the user tries to save the current item.

Front-end view:

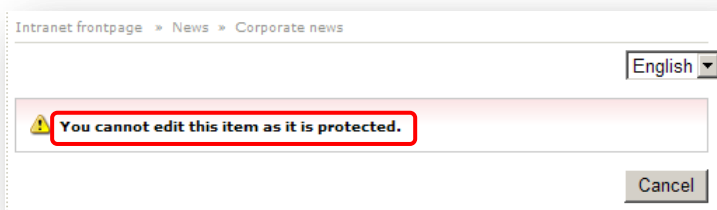


1.4.15 Error: Protected item (frontendeditingErrorProtectedItem)

Type: text

Description: This setting specifies the text of a message that is rendered on Sitecore Intranet Portal front-end editor if the current item is marked as 'protected' using Sitecore back-end editor.

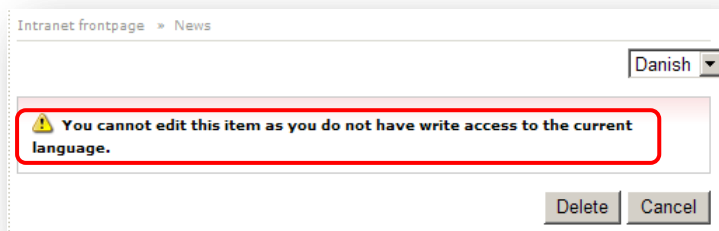
Front-end view:



1.4.16 Error: User does not have write access to the current language (frontendeditingErrorAccess)

Type: text

Description: This setting specifies the text of a message that is rendered on Sitecore Intranet Portal front-end editor if the user does not have write access right to the language in which he/she is trying to edit the current item.

Front-end view:**1.4.17 Error: Locked item (frontendeditingErrorItemLocked)**

Type: text

Description: This setting specifies the text of a message that is rendered on Sitecore Intranet Portal front-end editor if the current item was locked in Sitecore Content Editor. Note that '{0}' sequence in the setting value will be replaced with the name of the user who has locked the item in Sitecore Content Editor.

Front-end view:

1.5 Backend Editing

The description of settings located in the Backend editing section of the Main Settings item.

1.5.1 SetAuthorAutomatically (SetAuthorAutomatically)

Type: checkbox

Description: Select this checkbox and when a user creates a new item in the Content Editor the IntranetAddVersionEventHandler event handler of Sitecore Intranet Portal will find the user with the same login name in the 'extranet' domain and set him/her as an author of the item.

1.6 Data Channel

The description of settings located in the Data Channel section of the Main Settings item.

1.6.1 Disable the Data Channel Framework (dtdisabled)

Type: checkbox

Description: If this checkbox is selected then the Data Channel Framework becomes disabled in Sitecore Intranet Portal. If the checkbox is cleared then Data Channel Framework is enabled in Sitecore Intranet Portal. By default the Data Channel Framework is enabled.

Front-end view (the checkbox is cleared):



Front-end view (the checkbox is selected):



1.6.2 'all groups' button text (dtcallgroups)

Type: text

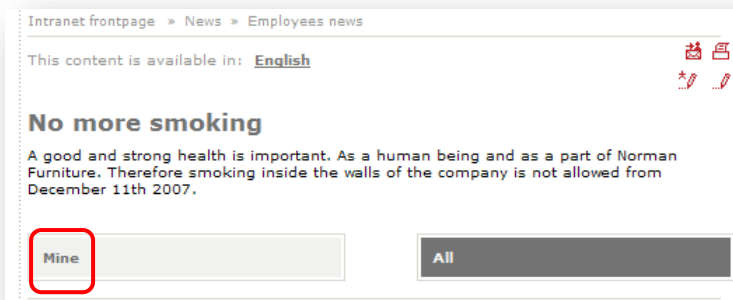
Description: This setting is used to specify the title for All Groups button of Sitecore Intranet Portal Data Channeling module.

Front-end view:

1.6.3 'My groups' button text (dtcmymygroups)

Type: text

Description: This setting is used to specify the title for My Groups button of Sitecore Intranet Portal Data Channeling module

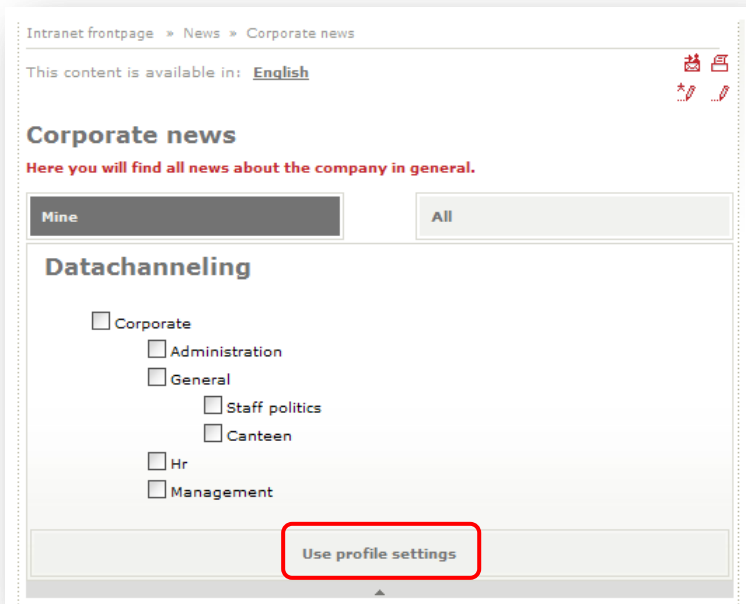
Front-end view:

1.6.4 Reset button text (dtcreset)

Type: text

Description: This setting is used to specify the title for Reset button of Sitecore Intranet Portal Data Channeling module

Front-end view:



1.6.5 Tooltip text (dtctooltip)

Type: text

Description: This setting specifies a tooltip text for Edit button of Sitecore Intranet Portal Data Channeling module

Front-end view:



1.7 News Options

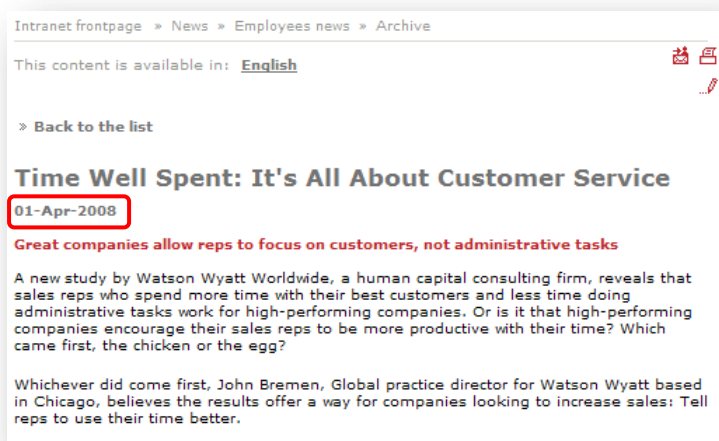
The description of settings located in the News options section of the Main Settings item.

1.7.1 Date Format (newsdateformat)

Type: text

Description: This setting is used to specify a single date format for site news. By default this setting is used while rendering items based on the Intranet.NewsItem template (Intranet NewsItem rendering).

Front-end view:

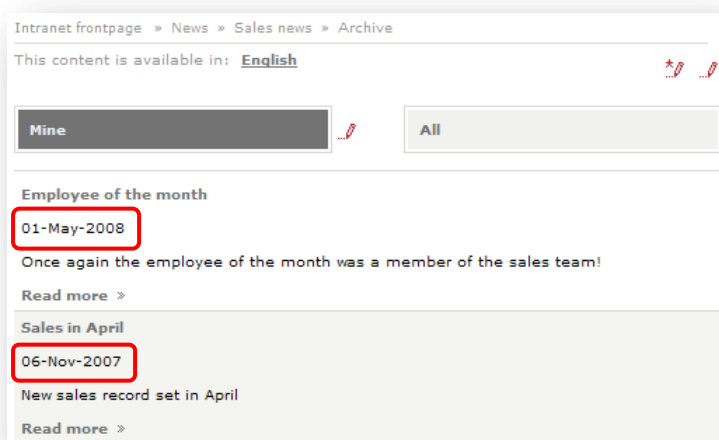


1.7.2 Date format lists (newsdateformatlists)

Type: text

Description: This setting is used to specify a single date format for site news lists. By default this setting is used while rendering items based on the Intranet.NewsSection template (Intranet NewsList rendering) and site news front page (Intranet NewsFrontpage rendering).

Front-end view:

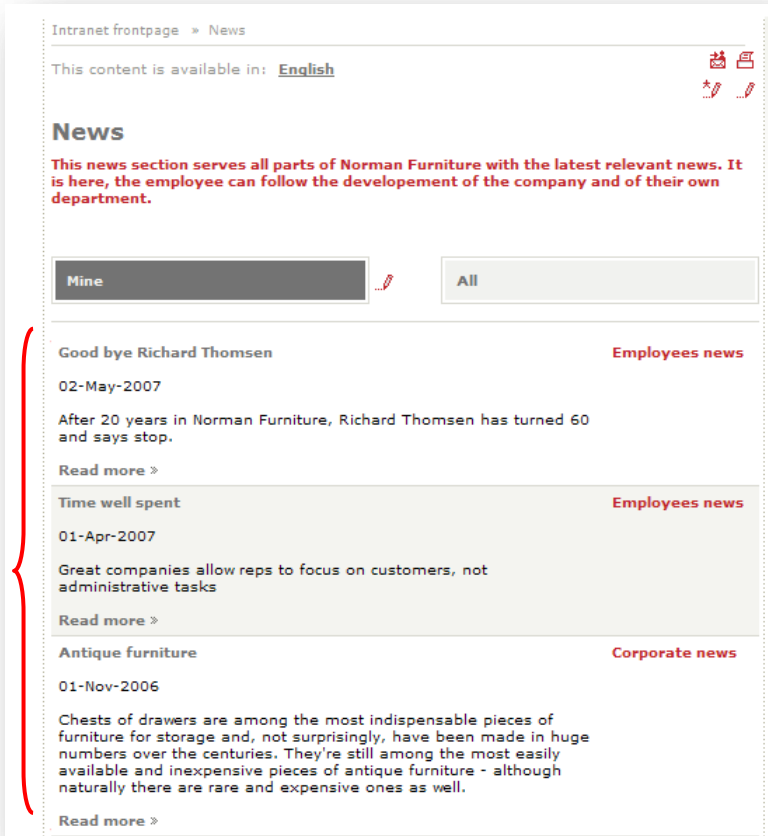


1.7.3 News frontpage: item count (newsfrontpageitemcount)

Type: text

Description: This setting specifies the number of the latest news that are rendered on site news front page (Intranet NewsFrontpage rendering). All other news will not be included in this list.

Front-end view:



Intranet frontpage > News

This content is available in: [English](#)

News

This news section serves all parts of Norman Furniture with the latest relevant news. It is here, the employee can follow the development of the company and of their own department.

Mine All

Good bye Richard Thomsen Employees news
02-May-2007
After 20 years in Norman Furniture, Richard Thomsen has turned 60 and says stop.
[Read more >](#)

Time well spent Employees news
01-Apr-2007
Great companies allow reps to focus on customers, not administrative tasks
[Read more >](#)

Antique furniture Corporate news
01-Nov-2006
Chests of drawers are among the most indispensable pieces of furniture for storage and, not surprisingly, have been made in huge numbers over the centuries. They're still among the most easily available and inexpensive pieces of antique furniture - although naturally there are rare and expensive ones as well.
[Read more >](#)

1.8 Author

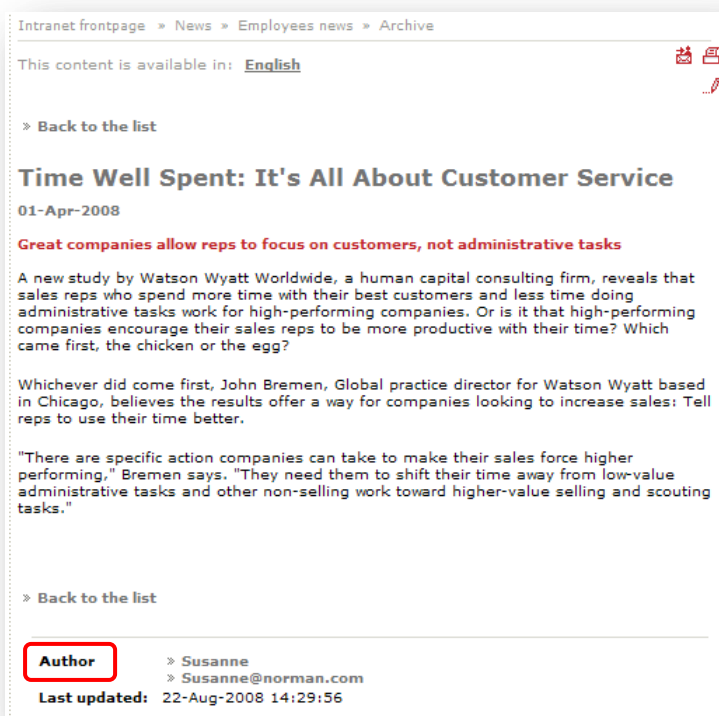
The description of settings located in the Author section of the Main Settings item.

1.8.1 Author (authorauthor)

Type: text

Description: This setting specifies the text which is rendered as the title of article 'Author' section. By default this setting affects the Intranet Author rendering which is used by the Intranet Main layout. Note that the title of 'Author' section is rendered only if the current data item has the correct value in the 'authorauthor' field.

Front-end view:



1.8.2 Remarks (authorremarks)

Type: text

Description: This setting specifies the text which is rendered as the title of article 'Notes' section. By default this setting affects the Intranet Author rendering which is used by the Intranet Main layout. Note that the title of the 'Notes' section is rendered only if the current data item has the correct value in 'authornotes' field.

Front-end view:

Author	» Susanne » Susanne@norman.com
Last updated:	28-Nov-2008 10:43:04
Notes	This article is under construction.

1.8.3 Updated (authorupdated)

Type: text

Description: This setting specifies the text that is rendered as the title of article 'Last updated' section.

Front-end view:

Author	» Susanne » Susanne@norman.com
Last updated:	28-Nov-2008 10:43:04
Notes	This article is under construction.

1.8.4 Message: Author is not specified (authorNotSpecified)

Type: text

Description: This setting specifies the text that is rendered as the title of article 'Author' section in the Page Editor mode, when the author is not specified.

Front-end view:

Author	Author is not specified!
Last updated:	12-Aug-2009 10:45:52
Notes	Latest news.

1.9 List Options

The description of settings located in the List options section of the Main Settings item.

1.9.1 Header, date of birth (dlheaderbirthdate)

Type: text

Description: This setting specifies the text that is rendered as the title of user's profile 'birth date' section. By default this setting affects the Intranet Employee rendering (which is assigned to the Intranet.UserProfile template). Note that the title is rendered only if the current profile has the 'birthdate' field correctly filled in.

Front-end view:



1.9.2 Header, cell phone (dlheadercell)

Type: text

Description: This setting specifies the text that is rendered as the title of user's profile 'cell phone number' section. By default this setting affects the Intranet Employee rendering (which is assigned to the Intranet.UserProfile template). Note that the title is rendered only if the current profile has the 'cell' field correctly filled in.

Front-end view:

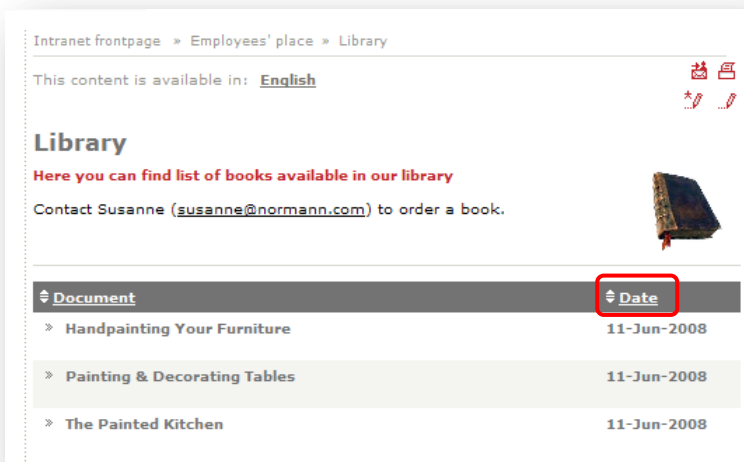


1.9.3 Header, date (dlheaderdate)

Type: text

Description: This setting specifies the text that is rendered as a 'date' column title of the table which contains entries list. It affects the Intranet DocumentList and the Intranet DownloadList sublayouts.

Front-end view (Intranet DocumentList sublayout):



Front-end view (Intranet DownloadList sublayout):

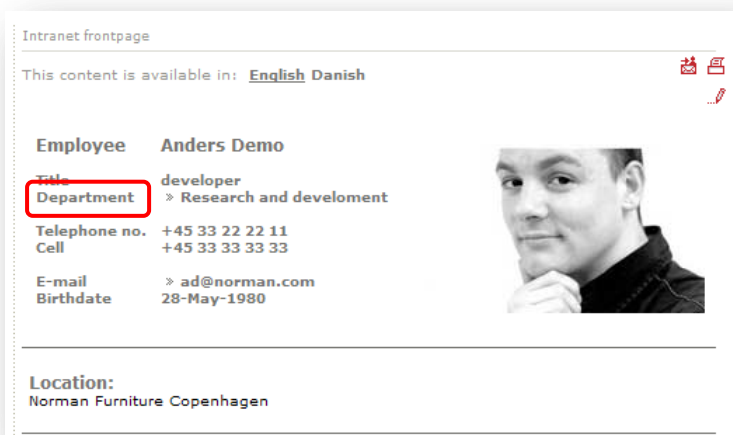


1.9.4 Header, department (dlheaderdepartment)

Type: text

Description: This setting specifies the text that is rendered as the title of user’s profile ‘department’ section. By default this setting affects the Intranet Employee rendering (which is assigned to the Intranet.UserProfile template). Note that the title is rendered only if the current profile has the ‘department’ field correctly filled in.

Front-end view:

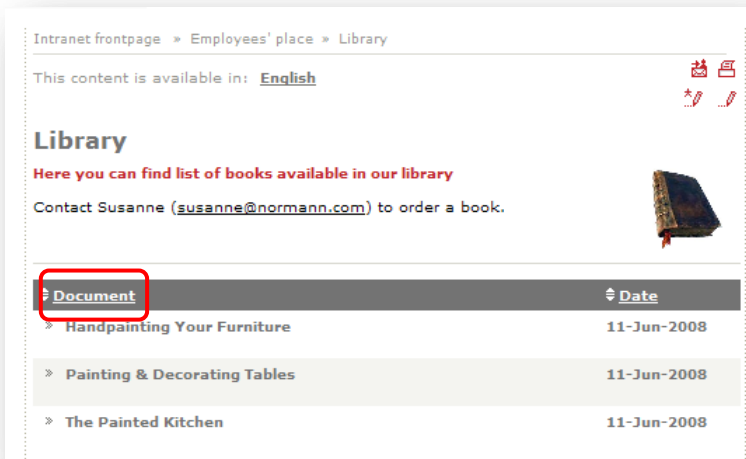


1.9.5 Header, document (dlheaderdocument)

Type: text

Description: This setting specifies the text that is rendered as a ‘document’ column title of the table which contains entries list. It affects the Intranet DocumentList and Intranet DownloadList sublayouts.

Front-end view (Intranet DocumentList sublayout):



Front-end view (Intranet DownloadList sublayout):




1.9.6 Header, e-mail (dlheaderemail)

Type: text


Description: This setting specifies the text that is rendered as the title of user's profile 'e-mail' section or as the label of 'e-mail' field of site phonebook service. By default this setting affects the Intranet Employee rendering (which is assigned to the Intranet.UserProfile template) and the Intranet PhoneBook sublayout (which is assigned to an item which represents site phonebook service). Note that the Intranet Employee rendering renders the e-mail title only if the current profile has the 'email' field correctly filled in.

Front-end view (Intranet Employee rendering):



Intranet frontpage

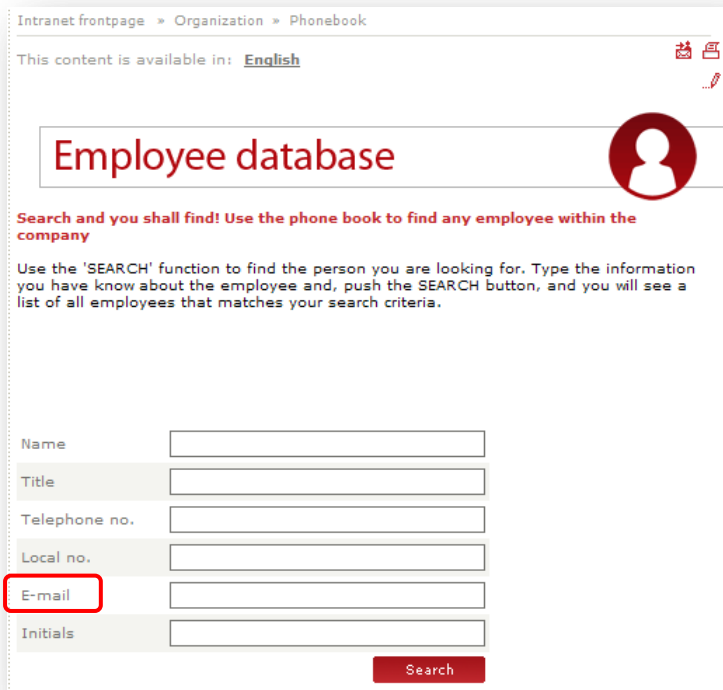
This content is available in: [English](#) [Danish](#)

Employee	Anders Demo	
Title	developer	
Department	> Research and development	
Telephone no.	+45 33 22 22 11	
Cell	+45 33 33 33 33	
E-mail	> ad@norman.com	

Birthdate 28-May-1980

Location:
Norman Furniture Copenhagen

Front-end view (Intranet PhoneBook' sublayout):



Intranet frontpage > Organization > Phonebook

This content is available in: [English](#)

Employee database

Search and you shall find! Use the phone book to find any employee within the company

Use the 'SEARCH' function to find the person you are looking for. Type the information you have know about the employee and, push the SEARCH button, and you will see a list of all employees that matches your search criteria.

Name	<input type="text"/>
Title	<input type="text"/>
Telephone no.	<input type="text"/>
Local no.	<input type="text"/>
E-mail	<input type="text"/>
Initials	<input type="text"/>

1.9.7 Header, employee (dlheaderemployee)

Type: text

Description: This setting specifies the text that is rendered as the title of user's profile 'employee' section or as the column header for the phonebook service search results list or as the title of department's employees list. By default this setting affects the Intranet Employee rendering (which is assigned to the Intranet.UserProfile template), the Intranet PhoneBook sublayout (which is assigned to an item which represents site phonebook service) and the Intranet EmployeeList sublayout (which is assigned to the Intranet.Department template). Note that the Intranet Employee rendering renders the employee title only if the current profile has the 'name' field correctly filled in.

Front-end view (Intranet Employee rendering):



Front-end view (Intranet PhoneBook sublayout):



Front-end view (Intranet EmployeeList sublayout):

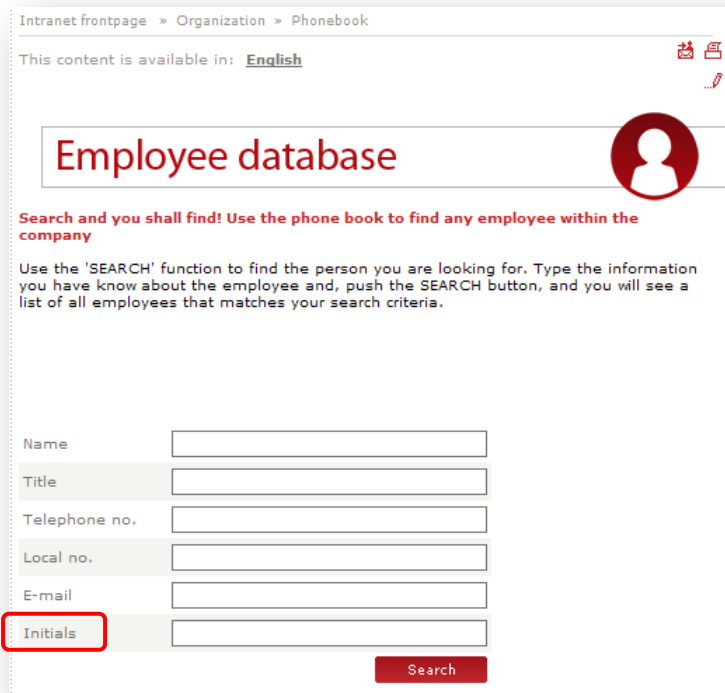


1.9.8 Header, initials (dlheaderinitials)

Type: text

Description: This setting specifies the text that is rendered as the title of 'initials' field of site phonebook service. By default this setting affects the Intranet PhoneBook sublayout (which is assigned to an item which represents site phonebook service).

Front-end view:



Intranet frontpage » Organization » Phonebook

This content is available in: [English](#)

Employee database

Search and you shall find! Use the phone book to find any employee within the company

Use the 'SEARCH' function to find the person you are looking for. Type the information you have know about the employee and, push the SEARCH button, and you will see a list of all employees that matches your search criteria.

Name

Title

Telephone no.

Local no.

E-mail

Initials

1.9.9 Header, local number (dlheaderlocal)

Type: text

Description: This setting specifies the text that is rendered as the title of user’s profile ‘local phone number’ section or as the title of ‘local phone number’ field of site phonebook service. By default this setting affects the Intranet Employee rendering (which is assigned to the Intranet.UserProfile template) and the Intranet PhoneBook sublayout (which is assigned to an item which represents site phonebook service). Note that the Intranet Employee rendering renders the ‘local phone number’ title only if the current profile has the ‘local’ field correctly filled in.

Front-end view (Intranet Employee rendering):



Intranet frontpage

This content is available in: [English](#)

Employee Anders Demo

Department » Research and development

Telephone no. +45 33 22 22 11

Local no. +45 33 22 11 11

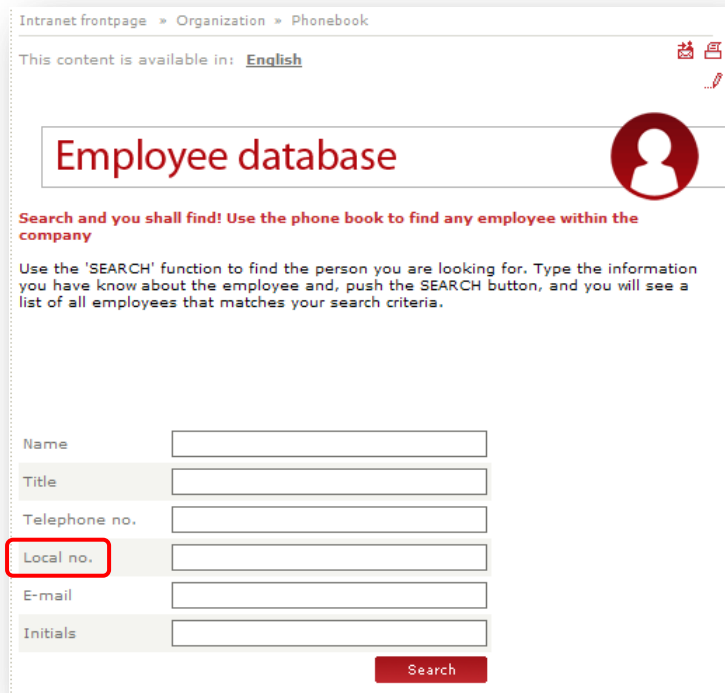
Cell +45 33 33 33 33

E-mail » ad@norman.com

Birthdate 20-Aug-2008



Front-end view (Intranet PhoneBook sublayout):



Intranet frontpage » Organization » Phonebook

This content is available in: [English](#)

Employee database

Search and you shall find! Use the phone book to find any employee within the company

Use the 'SEARCH' function to find the person you are looking for. Type the information you have know about the employee and, push the SEARCH button, and you will see a list of all employees that matches your search criteria.

Name

Title

Telephone no.

Local no.

E-mail

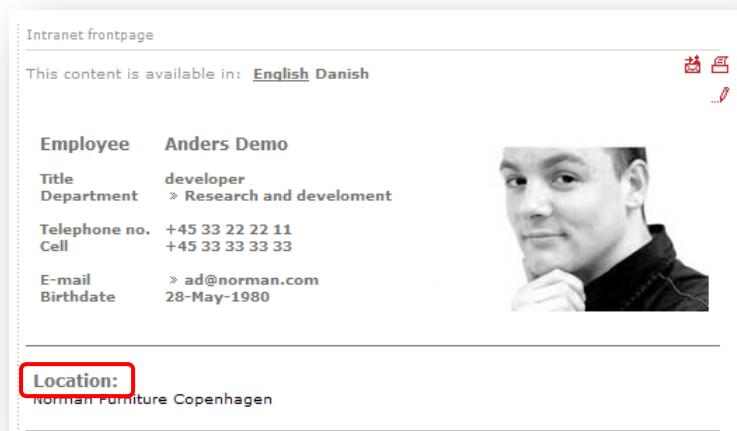
Initials

1.9.10 Header, location (dlheaderlocation)

Type: text

Description: This setting specifies the text that is rendered as the title of user’s profile ‘location’ section or as the column title of the phonebook service search results list or as the title of the department’s employees list. By default this setting affects the Intranet Employee rendering (which is assigned to the Intranet.UserProfile template), the Intranet PhoneBook sublayout (which is assigned to an item which represents site phonebook service) and the Intranet EmployeeList sublayout (which is assigned to the Intranet.Department template). Note that the Intranet Employee rendering renders the ‘location’ title only if the current profile has the ‘location’ field correctly filled in.

Front-end view (Intranet Employee rendering):



Intranet frontpage

This content is available in: [English](#) [Danish](#)

Employee Anders Demo

Title developer


Department » Research and development

Telephone no. +45 33 22 22 11

Cell +45 33 33 33 33

E-mail » ad@norman.com

Birthdate 28-May-1980



Location: Norman Furniture Copenhagen

Front-end view (Intranet PhoneBook sublayout):

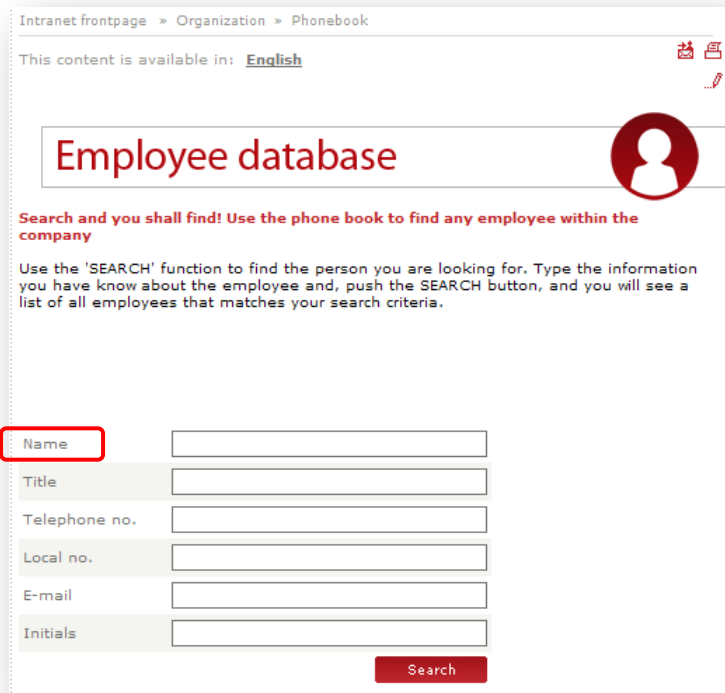
Front-end view (Intranet EmployeeList sublayout):


1.9.11 Header, name (dlheadername)

Type: text

Description: This setting specifies the text that is rendered as the title of the 'name' field of site phonebook service. By default this setting affects the Intranet PhoneBook sublayout (which is assigned to an item which represents site phonebook service).

Front-end view:



1.9.12 Header, telephone (dlheaderphone)

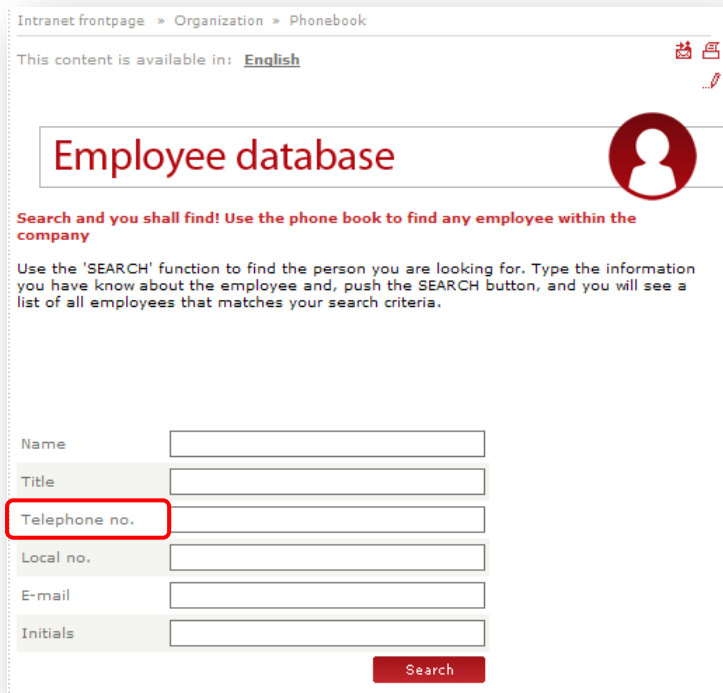
Type: text

Description: This setting specifies the text that is rendered as the title of user's profile 'phone number' section or as the title of the 'phone number' field of site phonebook service. By default this setting affects the Intranet Employee rendering (which is assigned to the Intranet.UserProfile template) and the Intranet PhoneBook sublayout (which is assigned to an item which represents site phonebook service). Note that the Intranet Employee rendering renders the 'phone number' title only if the current profile has the 'phone' field correctly filled in.

Front-end view (Intranet Employee rendering):



Front-end view (Intranet PhoneBook sublayout):

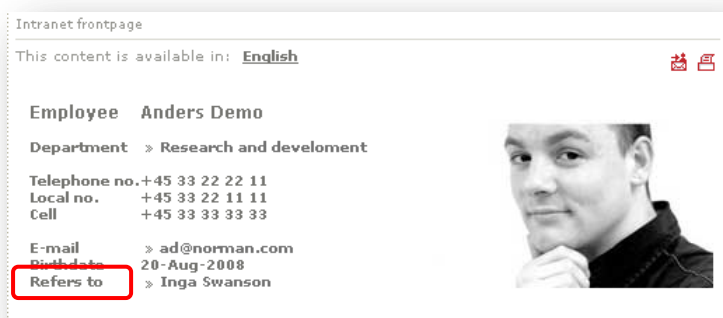


1.9.13 Header, 'refers to' (dlheaderrefersto)

Type: text

Description: This setting specifies the text that is rendered as the title of user's profile 'refers to' section. By default this setting affects the Intranet Employee rendering (which is assigned to the Intranet.UserProfile template). Note that the title is rendered only if the current profile has the 'jobrefersto' field correctly filled in.

Front-end view:



1.9.14 Header, title (dlheadertitle)

Type: text

Description: This setting specifies the text that is rendered as the title of user's profile 'title' section or as the title of the 'title' field of site phonebook service. By default this setting affects the Intranet

Employee rendering (which is assigned to the Intranet.UserProfile template) and the Intranet PhoneBook sublayout (which is assigned to an item which represents site phonebook service). Note that the Intranet Employee rendering renders the 'title' title only if the current profile has the 'title' field correctly filled in.

Front-end view (Intranet Employee rendering):



Intranet frontpage

This content is available in: [English](#)

Employee Anders Demo

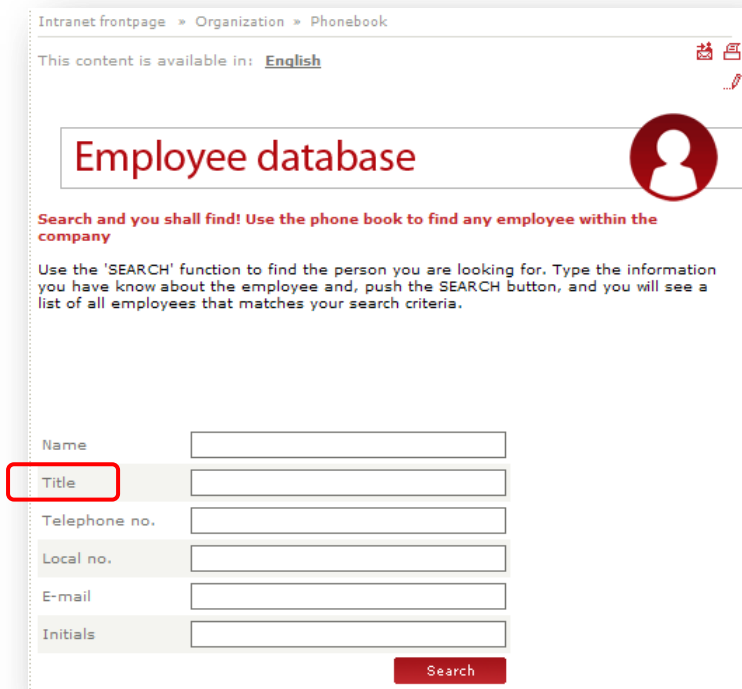
Title developer

Department » Research and development

Telephone no. +45 33 22 22 11
Local no. +45 33 22 11 11
Cell +45 33 33 33 33

E-mail » ad@norman.com
Birthdate 20-Aug-2008
Refers to » Inga Swanson

Front-end view (Intranet PhoneBook sublayout):



Intranet frontpage » Organization » Phonebook

This content is available in: [English](#)

Employee database

Search and you shall find! Use the phone book to find any employee within the company

Use the 'SEARCH' function to find the person you are looking for. Type the information you have know about the employee and, push the SEARCH button, and you will see a list of all employees that matches your search criteria.

Name

Title

Telephone no.

Local no.

E-mail

Initials

1.9.15 Header, type (dlheadertype)

Type: text

Description: This setting specifies the text that is rendered as the 'document' column title of the table which contains entries list. It affects the Intranet DownloadList sublayout.

Front-end view:

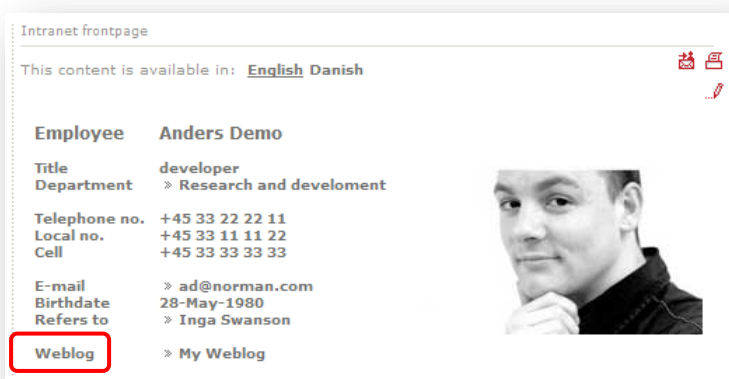


1.9.16 Header, weblog link (dlheaderweblog)

Type: text

Description: This setting specifies the text that is rendered as the title of user's profile 'personal weblog' section. By default this setting affects the Intranet Employee rendering (which is assigned to the Intranet.UserProfile template). Note that the title is rendered only if the current profile has at least one child item based on the 'intranet.personalweblog.root' template and this item must have the 'title' field filled in.

Front-end view:



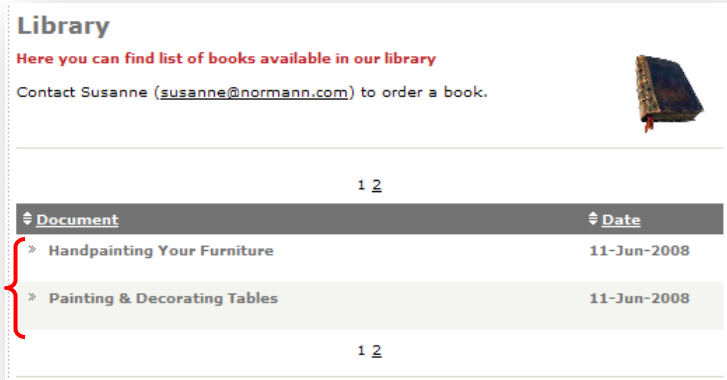
1.9.17 Paging size (dlpagingsize)

Type: text

Description: This setting specifies the number of entries in list which will be displayed on the page. This setting affects the 'Intranet DocumentList' (assigned to the 'Intranet.DocumentListPaged')

template), Intranet DownloadList (assigned to the Intranet.Downloadlist template), Intranet EmployeeList (assigned to the Intranet.Department template), Intranet Forum (assigned to the Intranet.Forum template), Intranet NewsArchive (assigned to the Intranet.NewsArchive template), Intranet PhoneBook (assigned to the Intranet PhoneBook template), Intranet Tagwall (assigned to the Intranet.Tagwall template) sublayouts.


Front-end view (Intranet DocumentList sublayout):



Front-end view (Intranet DownloadList sublayout):



Front-end view (Intranet Forum sublayout):



1.10 Send Page

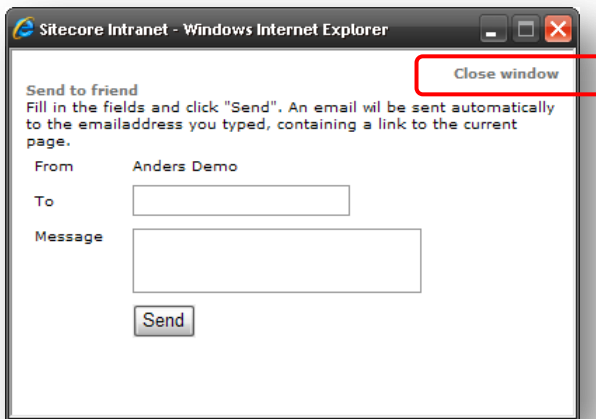
The description of settings located in the Send page section of the Main Settings item.

1.10.1 Close window text (sendpage_closewindowtext)

Type: text

Description: The setting specifies the text that will be used as an inscription for the 'Close window' link. By default this setting affects the behavior of the 'SendPage' layout only.

Front-end view:

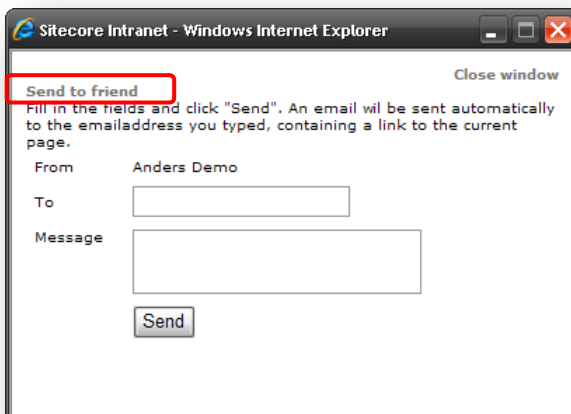


1.10.2 Headline (sendpage_headline)

Type: text

Description: The setting specifies the text that will be used as a title of the 'send page' service. By default this setting affects the behavior of the 'SendPage' layout only.

Front-end view:

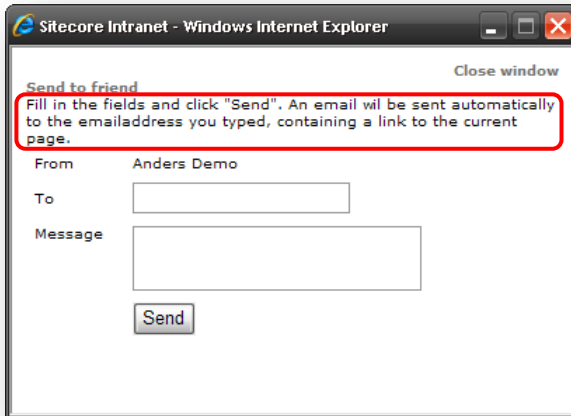


1.10.3 Body (sendpage_body)

Type: rich text

Description: The setting specifies the text that will be used as the description of the 'send page' service. By default this setting affects the behavior of the 'SendPage' layout only.

Front-end view:

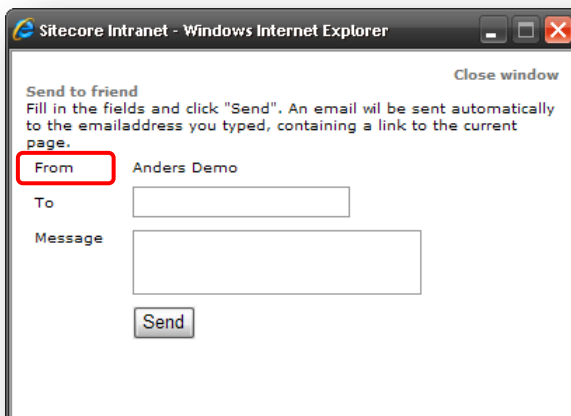


1.10.4 Prefix - from (sendpage_prefixfrom)

Type: text

Description: The setting specifies the text that will be used as the label for the 'from' field of the 'send page' service. By default this setting affects the behavior of the 'SendPage' layout only.

Front-end view:



1.10.5 Prefix - to (sendpage_prefixto)

Type: text

Description: The setting specifies the text that will be used as a label for the 'To' field of the 'send page' service. By default this setting affects the behavior of 'the SendPage' layout only.

Front-end view:




The screenshot shows a web browser window titled "Sitecore Intranet - Windows Internet Explorer". The page content includes a "Close window" link in the top right. Below it is the heading "Send to friend" and a paragraph: "Fill in the fields and click 'Send'. An email will be sent automatically to the emailaddress you typed, containing a link to the current page." The form has a "From" field with the value "Anders Demo". The "To" label is highlighted with a red box, and its corresponding input field is empty. Below the "To" field is a "Message" label and a larger empty text area. At the bottom of the form is a "Send" button.

1.10.6 Prefix - message (sendpage_prefixmessage)

Type: text

Description: The setting specifies the text that will be used as a label for the 'message' field of 'the send page' service. By default this setting affects behavior of the 'SendPage' layout only.

Front-end view:



The screenshot shows the same "Send to friend" form as in the previous image. The "From" field is "Anders Demo". The "To" field is empty. The "Message" label is highlighted with a red box, and its corresponding text area is empty. The "Send" button is at the bottom.

1.10.7 Submit button text (sendpage_submitbuttontext)

Type: text

Description: The setting specifies the inscription for the 'send' button of the 'send page' service. By default this setting affects behavior of the 'SendPage' layout only.

Front-end view:



1.10.8 Body - sent (sendpage_bodysent)

Type: rich text

Description: The setting specifies the text that will be used as a message on the 'send page' service if a message was sent successfully. By default this setting affects behavior of the 'SendPage' layout only.

Front-end view:

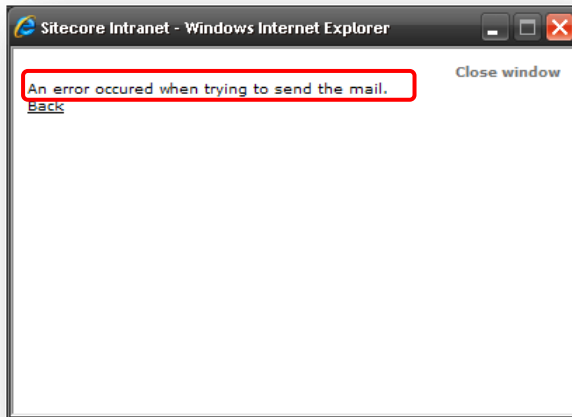


1.10.9 Body - error sending e-mail (sendpage_errortext)

Type: rich text

Description: The setting specifies the text that will be used as a message on the 'send page' service if a message was not sent successfully. By default this setting affects behavior of the 'SendPage' layout only.

Front-end view:



1.10.10 Send new link text (sendpage_sendnewlinktext)

Type: text

Description: The setting specifies the text that will be used as an inscription for the 'send new mail' link if a message was sent successfully. By default this setting affects behavior of the 'SendPage' layout only.

Front-end view:



1.10.11 SMTP server (sendpage_smtpserver)

Type: text

Description: The setting specifies the name of the SMTP server that will be used by the 'send page' service to send a message. This setting affects the site blog's 'vacation signup' service and the 'send page' service.

1.10.12 Mail body html (sendpage_mailbodyhtml)

Type: rich text

Description: The setting specifies a template for the HTML mail message which will be sent by the 'send page' service.

You can put the '\$...\$' markers and they will be replaced with specific values. See the list of possible markers and corresponding substitutions in the table below.

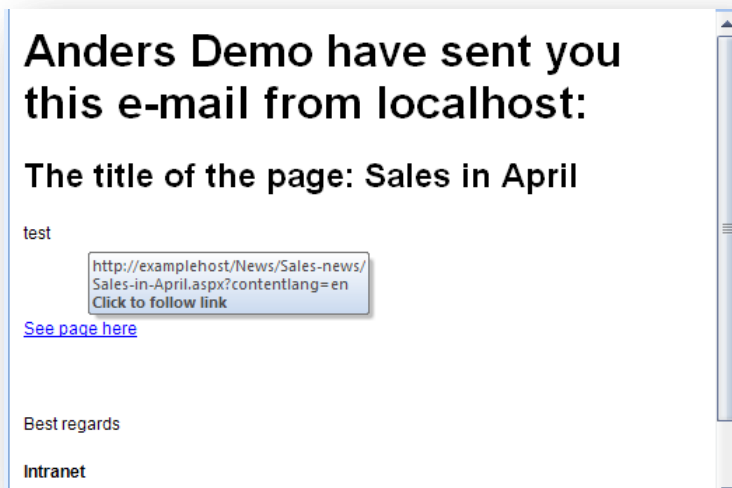
Marker	Substitution
\$formfrom\$	The name of a user who sends the letter.
\$hostname\$	The hostname of the current site.
\$title\$	The value of the 'title' field of the item that represents the page where the 'Send Page' service was triggered.
\$formmessage\$	The text a user typed in the 'message' field of the 'send page' service page.
\$link\$	A link to the item which represents the page where the 'Send Page' service was triggered. The text of the link is the value of the 'sendpage_maillinktext' field of the Main Settings item.
\$form<controlID>\$	The value of the control with "<controlID>" id on the 'send page' service page. For example: on the 'send page' service page there is the following control: <code><asp:TextBox ID="toAddress" runat="server"></asp:TextBox></code> It represents the 'To' field of the 'send page' service. If you put a '\$formtoAddress\$' string in this setting's value then it will be replaced with a value that a user entered in the 'To' field of the 'send page' service.

Note

If the value of the 'sendpage_mailbodyhtml' field is not empty the mail body will have an HTML part. If the value of the 'sendpage_mailbodytext' field is not empty the mail body will have a plain text part as well. Usually, your mail client will display e-mail in html format and it will display e-mail in text format if the e-mail was sent in text format only.

Sample back-end field view:



Sample view of a message sent:


1.10.13 Mail body text (sendpage_mailbodytext)

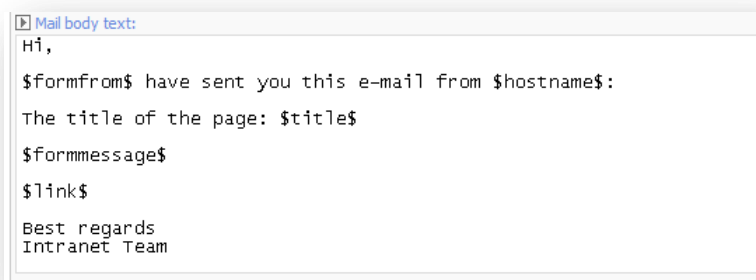
Type: memo

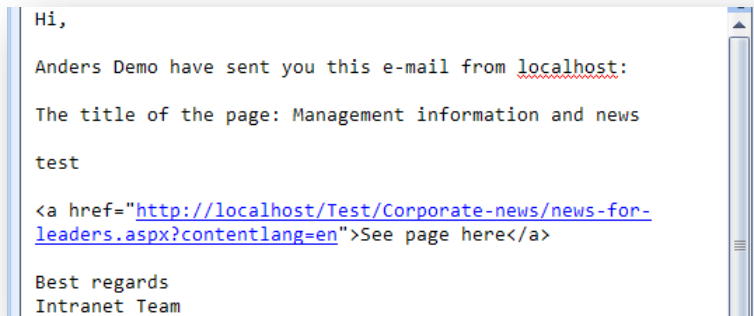
Description: The setting specifies a template for the text mail message that will be sent by the 'send page' service.

You can specify the '\$...\$' markers and they will be replaced with specific values. See the list of possible markers and the corresponding substitutions in the description of the 'sendpage_mailbodyhtml' setting above.

Note

If the value of 'sendpage_mailbodyhtml' field is not empty the mail body will have html part. If the value of 'sendpage_mailbodytext' field is not empty the mail body will have plain text part as well. Usually your mail client will display e-mail in html format and it will display e-mail in text format if the e-mail was sent in text format only.

Sample back-end field view:


Sample view of a message sent:A screenshot of an email message displayed in a window. The text of the email is as follows:

```
Hi,  
Anders Demo have sent you this e-mail from localhost:  
The title of the page: Management information and news  
test  
<a href="http://localhost/Test/Corporate-news/news-for-leaders.aspx?contentlang=en">See page here</a>  
Best regards  
Intranet Team
```

1.10.14 Mail link text (sendpage_maillinktext)**Type:** text

Description: The setting specifies a text for the link to a page that will be included into a letter sent by the 'send page' service. The text will be used as an inscription for the link which will be inserted instead of the '\$link\$' marker of the mail template (see description of the 'sendpage_mailbodyhtml' and the 'sendpage_mailbodytext' fields).

1.10.15 Mail sender address (sendpage_mailsenderaddress)**Type:** text

Description: The setting specifies address of an e-mail sender. This setting is used by the 'send page' service and the 'vacation house' service (if an item for the vacation house does not have a value specified in the 'mailsenderaddress' field).

1.10.16 Mail sender name (sendpage_mailsendername)**Type:** text

Description: The setting specifies address name of an e-mail sender. This setting is used by the 'send page' service and the 'vacation house' service (if an item for the vacation house does not have a value specified in the 'mailsendername' field).

1.10.17 Mail subject (sendpage_mailssubject)**Type:** text

Description: The setting specifies the subject of an e-mail. This setting is used by the 'send page' service only.

1.11 Forum

The description of settings located in the Forum section of the Main Settings item.

1.11.1 Answers text (forumanswers)

Type: text

Description: The setting specifies a title for the 'answers count' column of the forum entries table.

Front-end view:



1.11.2 Author text (forumauthor)

Type: text

Description: The setting specifies:

1. a title for the 'author' column of the forum entries table ('Intranet Forum' sublayout assigned to 'Intranet.Forum' template)
2. and a title for the 'author' information of forum items ('Intranet Forum' rendering assigned to 'Intranet.ForumItem' template)

Front-end view:

1. a title for the 'author' column of the forum entries table

Intranet frontpage » Employees' place » Forum » Retirement

This content is available in: [English](#)

Retirement

Richard Thomson is retiring and a farewell dinner will be held for him on the 10th of October.

A few words from Richard Thomson:
 "What will stand out in my heart and mind as I look back at the past 20 years of working for Norman furniture, is the friends I have made and the laughs we have shared."
 Thank you to everyone who has made it memorable through out the years.

» To overview » New entry

Headline	Author	Date	Answers
» Reply	James Owen	25-10-2006 08:29:51	0
» Retirement	Susanne	02-10-2006 13:01:21	0

2. a title for the 'author' information of forum items

Intranet frontpage » Employees' place » Forum » Retirement

This content is available in: [English](#)

Retirement

Richard Thomson is retiring and a farewell dinner will be held for him on the 10th of October.

A few words from Richard Thomson:
 "What will stand out in my heart and mind as I look back at the past 20 years of working for Norman furniture, is the friends I have made and the laughs we have shared."
 Thank you to everyone who has made it memorable through out the years.

» To overview » Answer

Author: Susanne **Date:** 02-Oct-2006 13:01:21
Email: Susanne@norman.com

Retirement
 Congratulations again, A quick question, do we need to bring anything to the dinner?

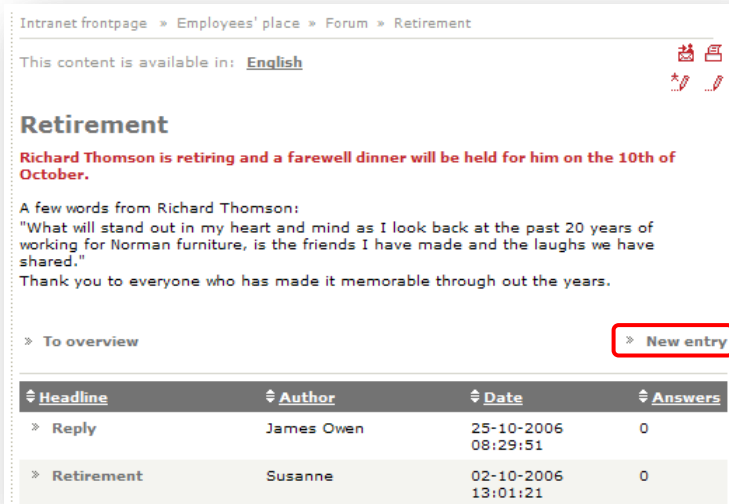
Headline	Author	Date
Retirement	Susanne	02-Oct-2006 13:01:21

1.11.3 Button - new debate text (forumbuttonnewdebate)

Type: text

Description: The setting specifies an inscription for the 'add new blog item' link. The link is rendered by the 'Intranet Forum' sublayout (assigned to the 'Intranet.Forum' template).

Front-end view:



1.11.4 Button - reply text (forumbuttonreply)

Type: text

Description: The setting specifies an inscription for the 'reply on forum entry' link. The link is rendered by the 'Intranet Forum' rendering (assigned to the 'Intranet.ForumItem' template).

Front-end view:



1.11.5 Button - to overview text (forumbuttonoverview)

Type: text

Description: The setting specifies:

- 1) an inscription for the 'back to overview' link on the forum page (the 'Intranet Forum' sublayout assigned to the 'Intranet.Forum' template)
- 2) on the forum item page (the 'Intranet Forum' rendering assigned to the 'Intranet.ForumItem' template)

Front-end view:

An inscription for the 'back to overview' link on the forum page



1.11.6 Created text (forumcreated)

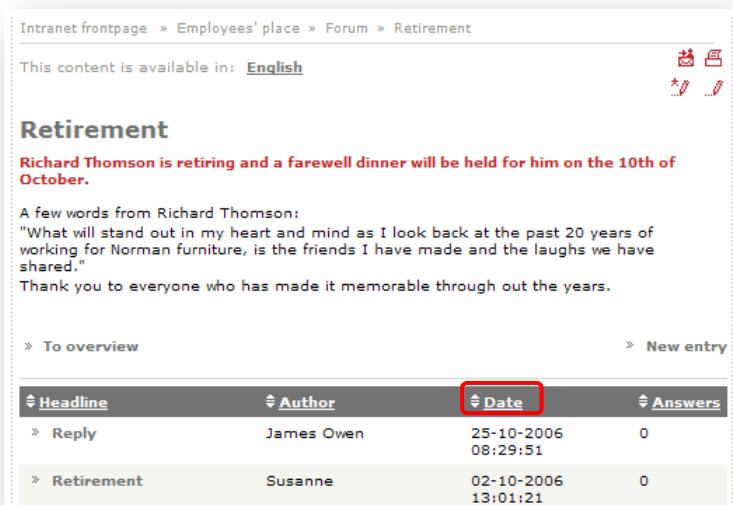
Type: text

Description: The setting specifies:

- 1) a title for the 'date' column of the forum entries table (the 'Intranet Forum' sublayout assigned to the 'Intranet.Forum' template)
- 2) a title for the 'date' information of forum items (the 'Intranet Forum' rendering assigned to the 'Intranet.ForumItem' template)

Front-end view:

- 1) a title for the 'date' column of the forum entries table



- 2) a title for the 'date' information of forum items



1.11.7 Title text (forumtitle)

Type: text

Description: The setting specifies:

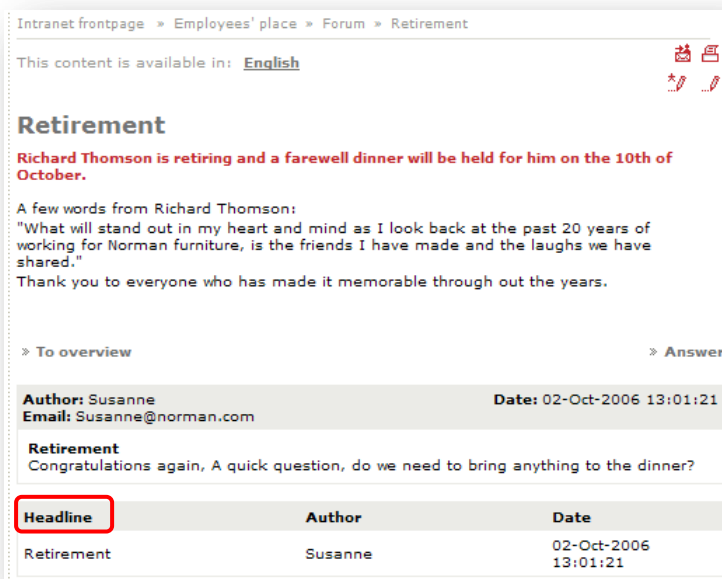
- 1) a title for the 'forum title' column of the forum entries table (the 'Intranet Forum' sublayout assigned to the 'Intranet.Forum' template)
- 2) a title for the 'forum title' information of forum items (the 'Intranet Forum' rendering assigned to the 'Intranet.ForumItem' template)

Front-end view:

- 1) a title for the 'forum title' column of the forum entries table



- 2) a title for the 'forum title' information of forum items



1.12 Marketplace

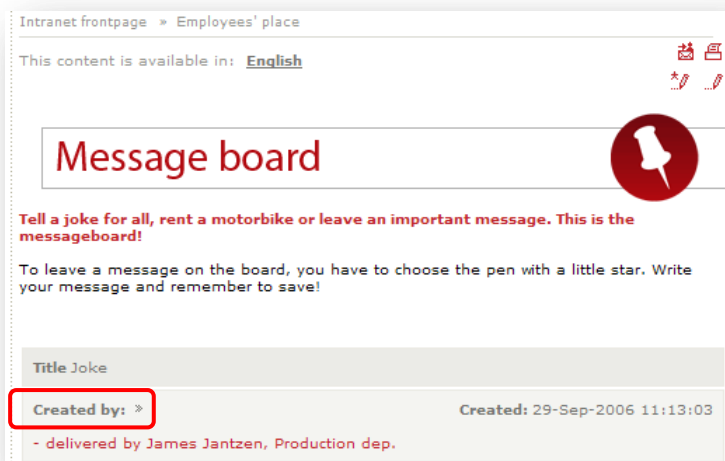
The description of settings located in the Marketplace section of the Main Settings item.

1.12.1 Created by text (MarketPlaceCreated)

Type: text

Description: The setting specifies text for the header of the 'created by' information of the tag wall item.

Front-end view:

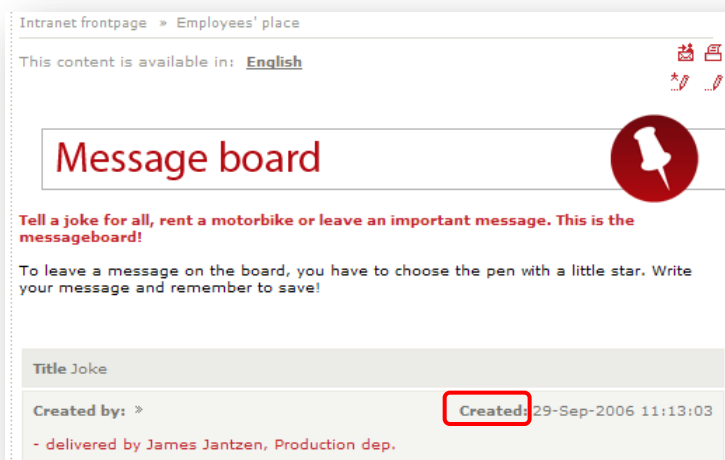


1.12.2 Created Date text (MarketPlaceCreatedDate)

Type: text

Description: The setting specifies text for the header of the 'created date' information of the tag wall item.

Front-end view:

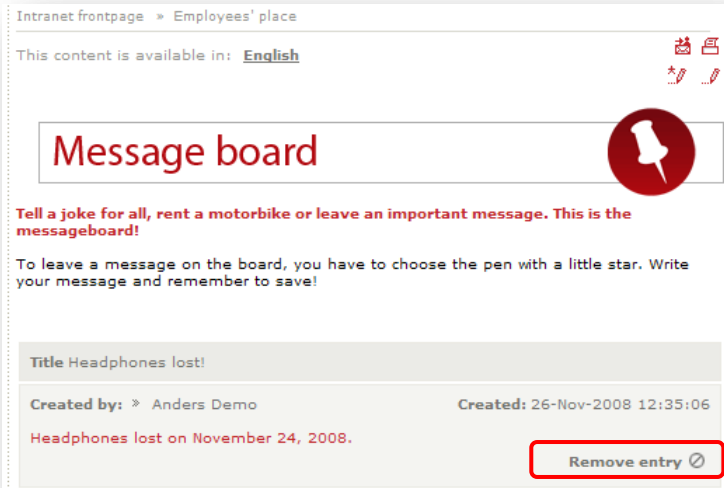


1.12.3 Delete text (MarketPlaceDelete)

Type: text

Description: The setting specifies inscription for the 'delete entry' link for the tag wall (message board) item. Note that the link will be rendered for a message on the message board only if it has been created by the current user.

Front-end view:

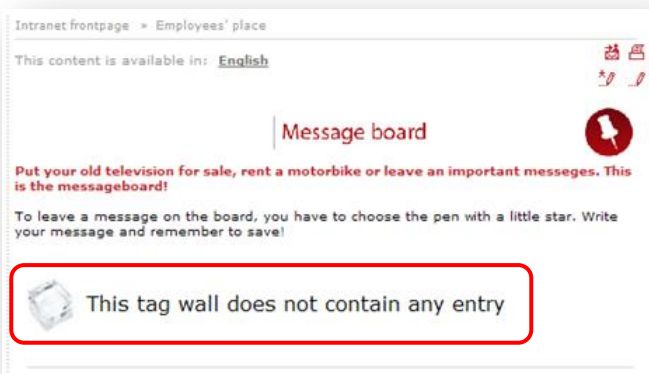


1.12.4 MarketPlaceNoResultsText

Type: rich text

Description: The setting specifies content which will be rendered by the 'Intranet Tagwall' sublayout (assigned to the 'Intranet.Tagwall' template) if the current tag wall (message board) does not contain any entry.

Front-end view:



1.12.5 Title text (MarketPlaceTitle)

Type: text

Description: The setting specifies text for the header of the 'title' information of the message board item.

Front-end view:



1.13 Vacation Signup

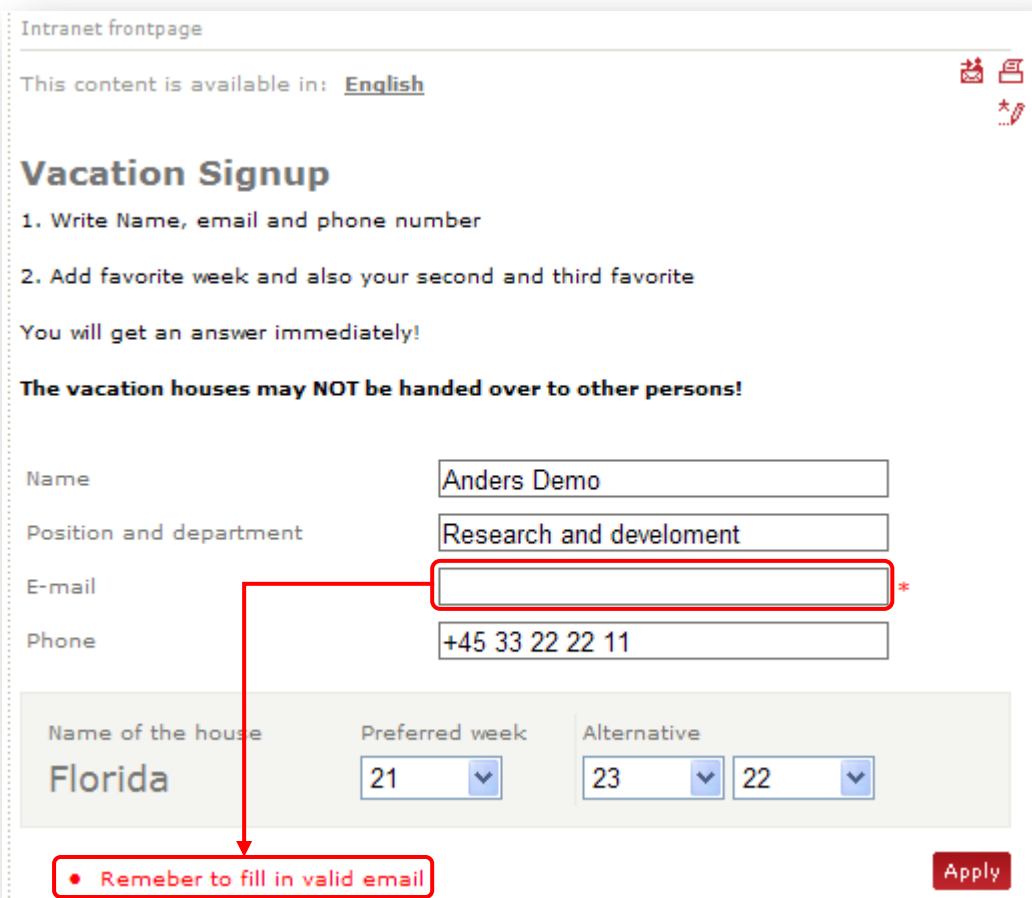
The description of settings located in the Vacation Signup section of the Main Settings item.

1.13.1 ErrorMessageEmail

Type: text

Description: The setting specifies a message for ASP.NET validators which are assigned to the 'e-mail' text box of the 'vacation signup' service form. This setting affects the behavior of the 'Intranet Vacationhouse' sublayout (assigned to the 'Intranet.Vacationhouse' template).

Front-end view:



Intranet frontpage

This content is available in: [English](#)

Vacation Signup

1. Write Name, email and phone number
2. Add favorite week and also your second and third favorite

You will get an answer immediatly!

The vacation houses may NOT be handed over to other persons!

Name: Anders Demo

Position and department: Research and develoment

E-mail: *

Phone: +45 33 22 22 11

Name of the house	Preferred week	Alternative
Florida	21	23 22

• Remeber to fill in valid email

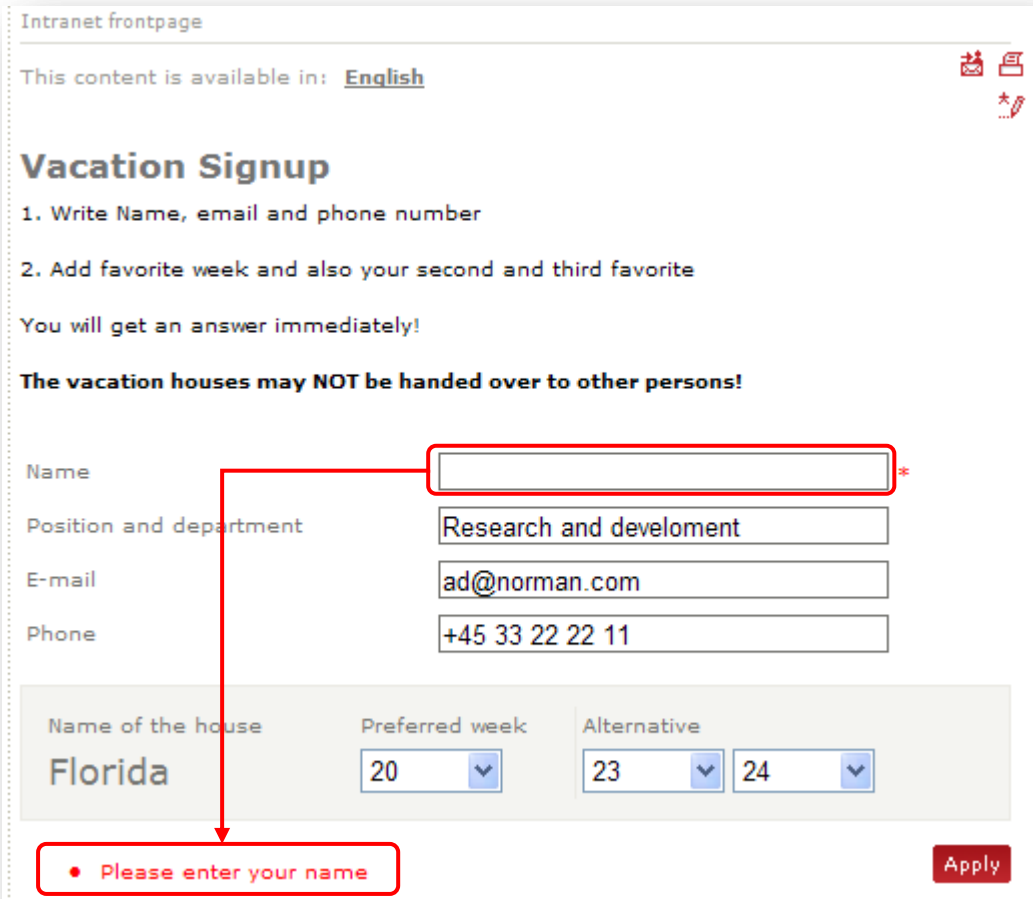
Apply

1.13.2 ErrorMessageName

Type: text

Description: The setting specifies a message for ASP.NET validators which are assigned to the 'name' text box of the 'vacation signup' service form. This setting affects the behavior of the 'Intranet Vacationhouse' sublayout (assigned to 'Intranet.Vacationhouse' template).

Front-end view:



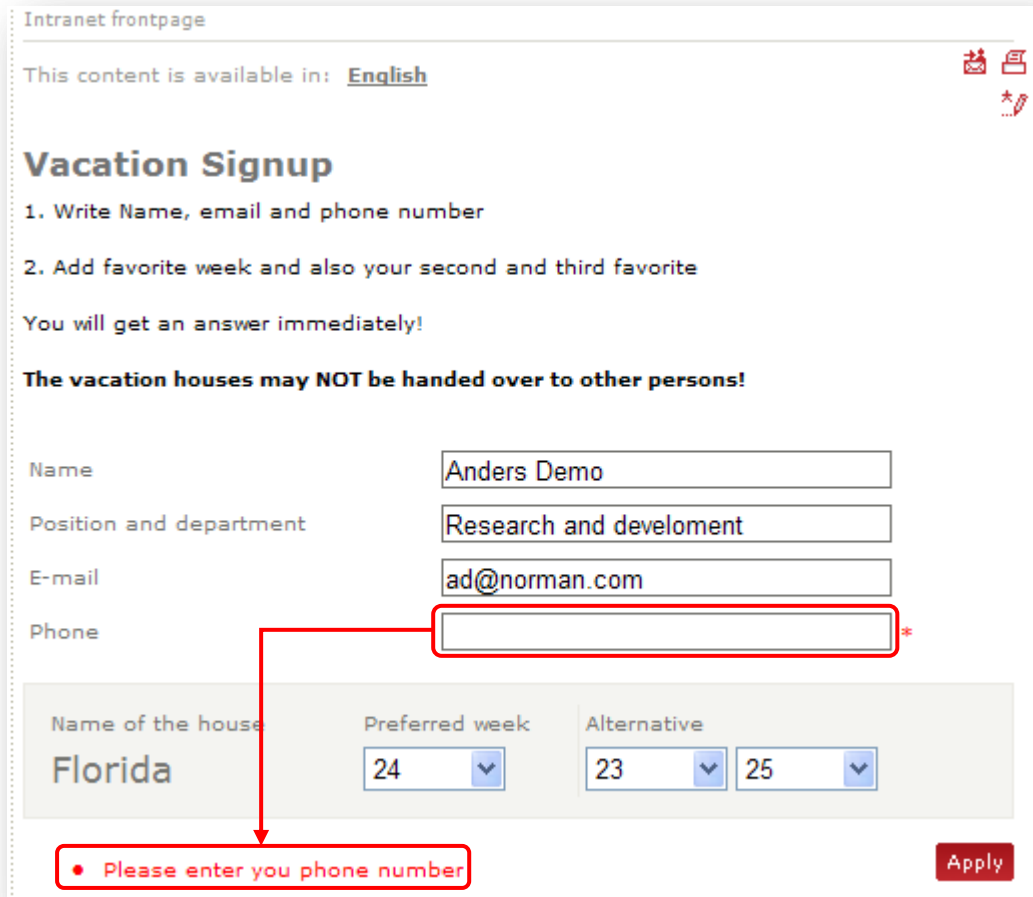
The screenshot shows the 'Intranet frontpage' with a 'Vacation Signup' form. The form includes fields for Name, Position and department, E-mail, and Phone. Below these are three dropdown menus for 'Name of the house', 'Preferred week', and 'Alternative'. A red box highlights the 'Name' field, and a red arrow points from it to a red box containing the error message: 'Please enter your name'. An 'Apply' button is visible at the bottom right of the form.

1.13.3 ErrorMessagePhone

Type: text

Description: The setting specifies a message for asp.net validators which are assigned to 'phone' text box of 'vacation signup' service form. This setting affects behavior of 'Intranet Vacationhouse' sublayout (assigned to 'Intranet.Vacationhouse' template).

Front-end view:



Intranet frontpage

This content is available in: [English](#)

Vacation Signup

1. Write Name, email and phone number
2. Add favorite week and also your second and third favorite

You will get an answer immediately!

The vacation houses may NOT be handed over to other persons!

Name

Position and department

E-mail

Phone

Name of the house

Preferred week

Alternative

Please enter you phone number

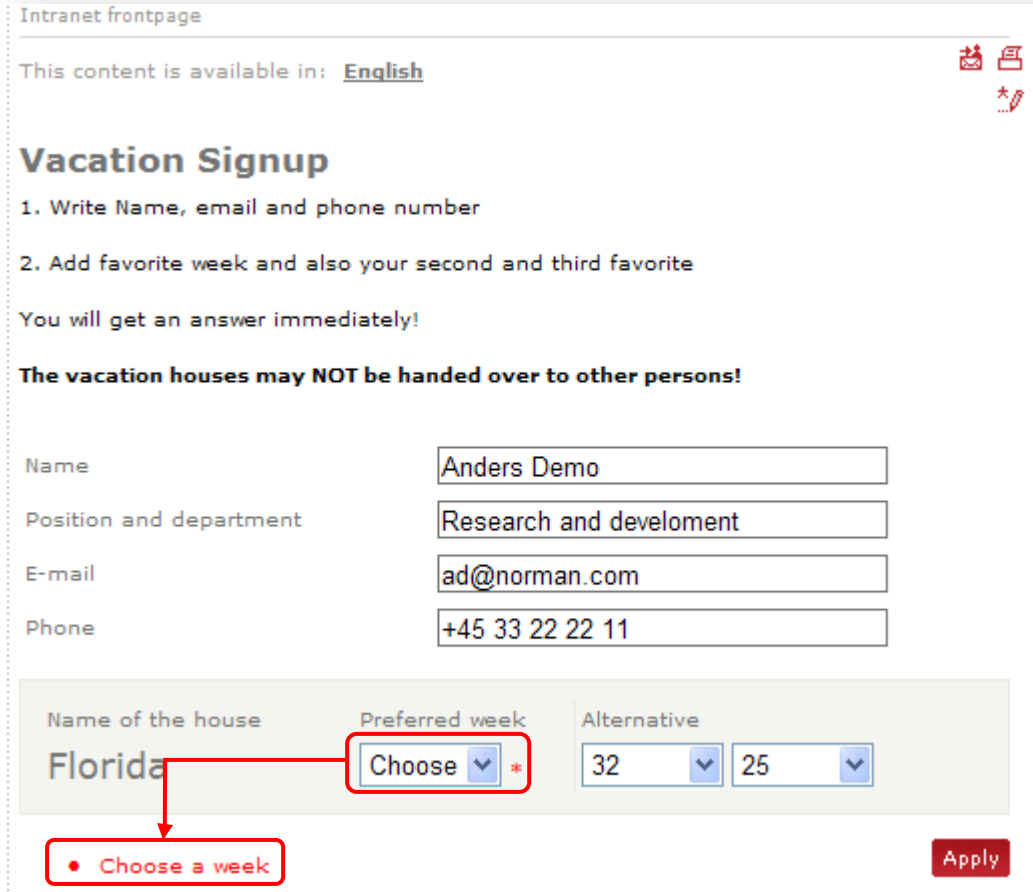
Apply

1.13.4 ErrorMessagePreferred

Type: text

Description: The setting specifies a message for ASP.NET validators which are assigned to the 'preferred week' drop down list of the 'vacation signup' service form. This setting affects behavior of the 'Intranet Vacationhouse' sublayout (assigned to the 'Intranet.Vacationhouse' template).

Front-end view:



Intranet frontpage

This content is available in: [English](#)

Vacation Signup

1. Write Name, email and phone number
2. Add favorite week and also your second and third favorite

You will get an answer immediately!

The vacation houses may NOT be handed over to other persons!

Name: Anders Demo

Position and department: Research and develoment

E-mail: ad@norman.com

Phone: +45 33 22 22 11

Name of the house	Preferred week	Alternative
Florida	Choose *	32 25

• Choose a week

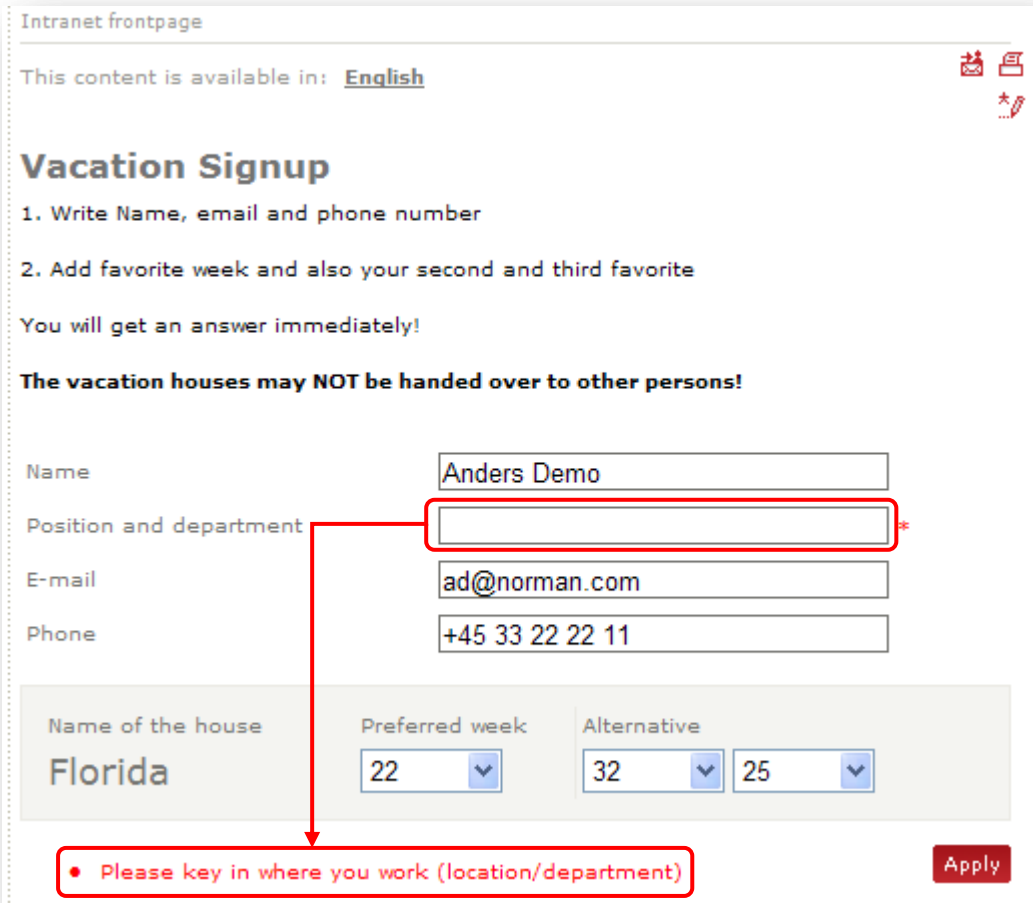
Apply

1.13.5 ErrorMessageWorkplace

Type: text

Description: The setting specifies a message for asp.net validators which are assigned to 'position and department' text box of 'vacation signup' service form. This setting affects behavior of 'Intranet Vacationhouse' sublayout (assigned to 'Intranet.Vacationhouse' template).

Front-end view:



Intranet frontpage

This content is available in: [English](#)

Vacation Signup

1. Write Name, email and phone number
2. Add favorite week and also your second and third favorite

You will get an answer immediately!

The vacation houses may NOT be handed over to other persons!

Name: Anders Demo

Position and department:

E-mail: ad@norman.com

Phone: +45 33 22 22 11

Name of the house: Florida

Preferred week: 22

Alternative: 32, 25

Please key in where you work (location/department)

Apply

1.14 Activity Search

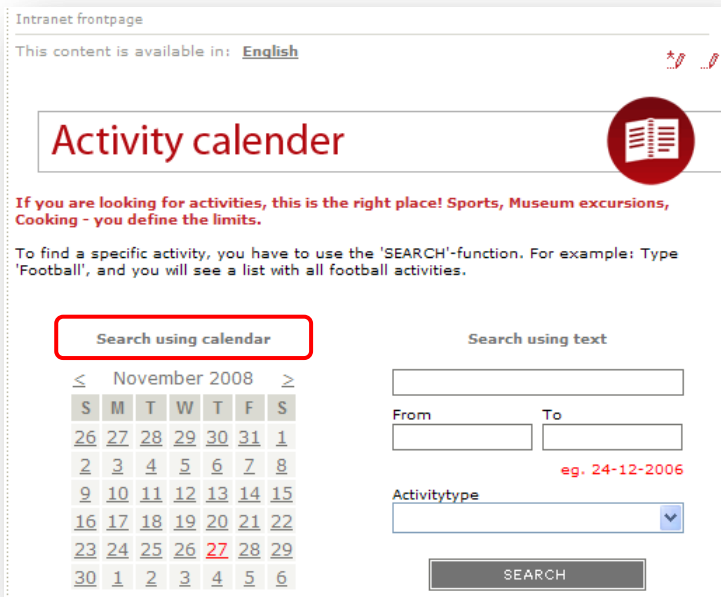
The description of settings located in the Activity search section of the Main Settings item.

1.14.1 ActivitySearchCalendarText

Type: text

Description: The setting specifies text for the 'search activity calendar' service which will be rendered as a header above the calendar control.

Front-end view:



Intranet frontpage

This content is available in: [English](#)

Activity calendar

If you are looking for activities, this is the right place! Sports, Museum excursions, Cooking - you define the limits.

To find a specific activity, you have to use the 'SEARCH'-function. For example: Type 'Football', and you will see a list with all football activities.

Search using calendar

≤ November 2008 ≥

S	M	T	W	T	F	S
26	27	28	29	30	31	1
2	3	4	5	6	7	8
9	10	11	12	13	14	15
16	17	18	19	20	21	22
23	24	25	26	27	28	29
30	1	2	3	4	5	6

Search using text

From To

eg. 24-12-2006

Activitytype

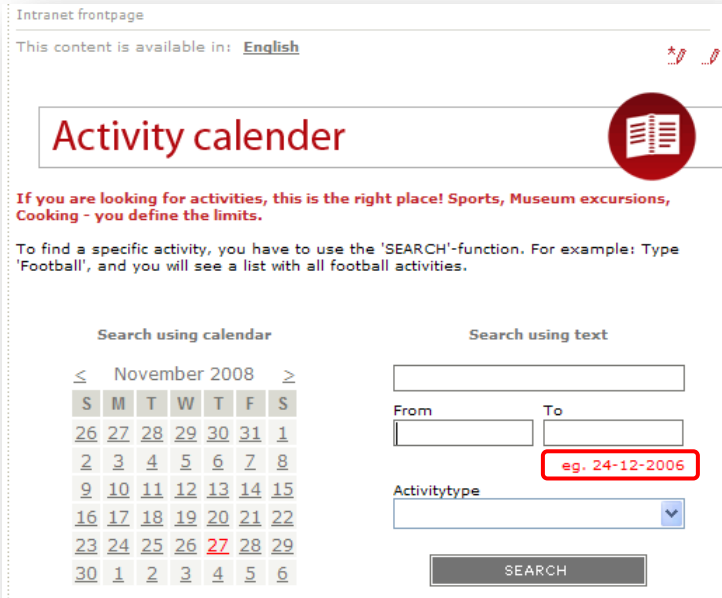
SEARCH

1.14.2 ActivitySearchDateText

Type: text

Description: The setting specifies a sample date which will be rendered on the 'search activity calendar' service form to help user to enter a date in the search form.

Front-end view:



Intranet frontpage

This content is available in: [English](#)

Activity calendar

If you are looking for activities, this is the right place! Sports, Museum excursions, Cooking - you define the limits.

To find a specific activity, you have to use the 'SEARCH'-function. For example: Type 'Football', and you will see a list with all football activities.

Search using calendar

< November 2008 >

S	M	T	W	T	F	S
26	27	28	29	30	31	1
2	3	4	5	6	7	8
9	10	11	12	13	14	15
16	17	18	19	20	21	22
23	24	25	26	27	28	29
30	1	2	3	4	5	6

Search using text

From To

eg. 24-12-2006

Activitytype

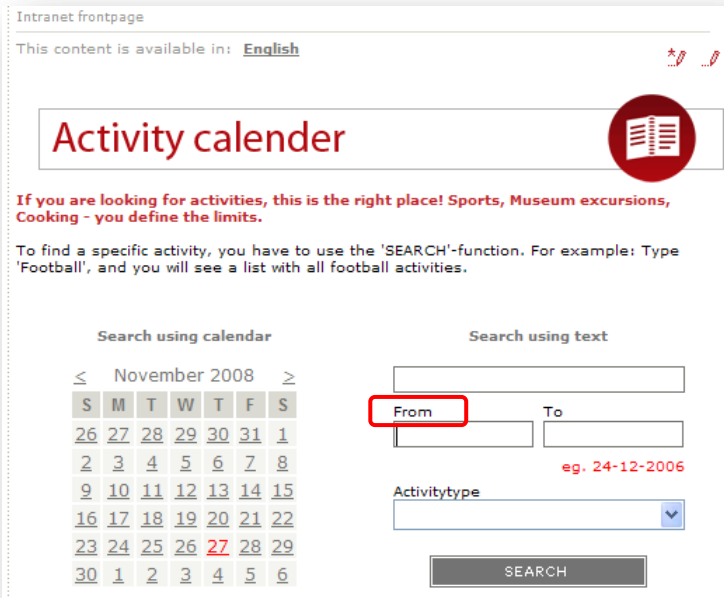
SEARCH

1.14.3 ActivitySearchFromText

Type: text

Description: The setting specifies text for the 'search activity calendar' service which will be rendered as a header above the 'from date' text box in the group of controls where a user can specify searching activities attributes.

Front-end view:



Intranet frontpage

This content is available in: [English](#)

Activity calendar

If you are looking for activities, this is the right place! Sports, Museum excursions, Cooking - you define the limits.

To find a specific activity, you have to use the 'SEARCH'-function. For example: Type 'Football', and you will see a list with all football activities.

Search using calendar

≤ November 2008 ≥

S	M	T	W	T	F	S
26	27	28	29	30	31	1
2	3	4	5	6	7	8
9	10	11	12	13	14	15
16	17	18	19	20	21	22
23	24	25	26	27	28	29
30	1	2	3	4	5	6

Search using text

From To

eg. 24-12-2006

Activitytype

SEARCH

1.14.4 ActivitySearchNoResultsText

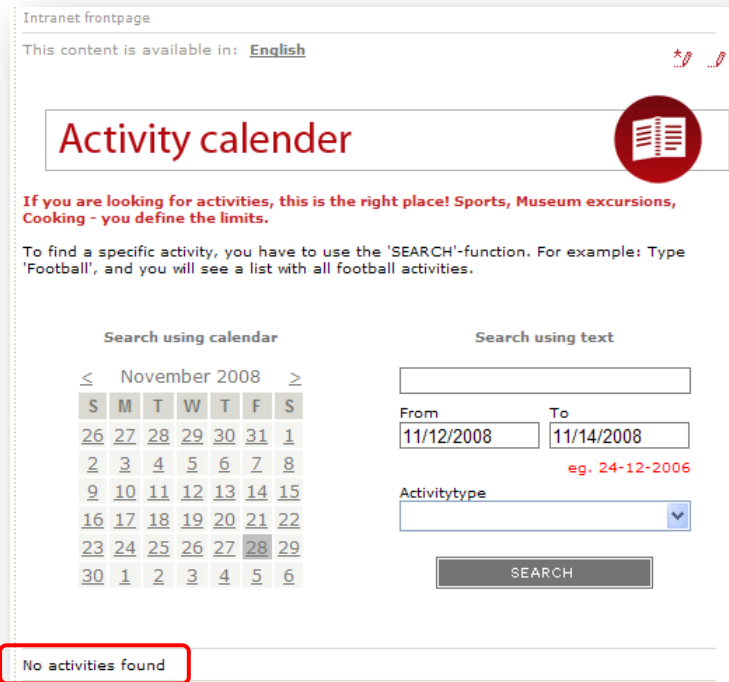
Type: text

Description: The setting specifies:

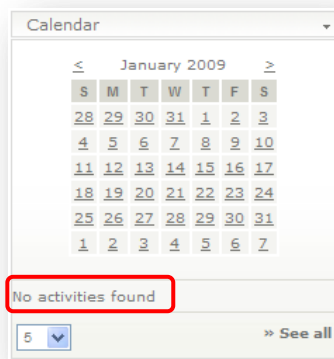
- 1) text which will be rendered on 'search activity' service page ('Intranet ActivitySearch' sublayout, assigned to 'Intranet.ActivityCalendar' template)
- 2) on 'activities list' web part ('Intranet WebPart Activities' sublayout) if the last search for activities has no results

Front-end view:

- 1) text which will be rendered on 'search activity' service page



- 2) on 'activities list' web part

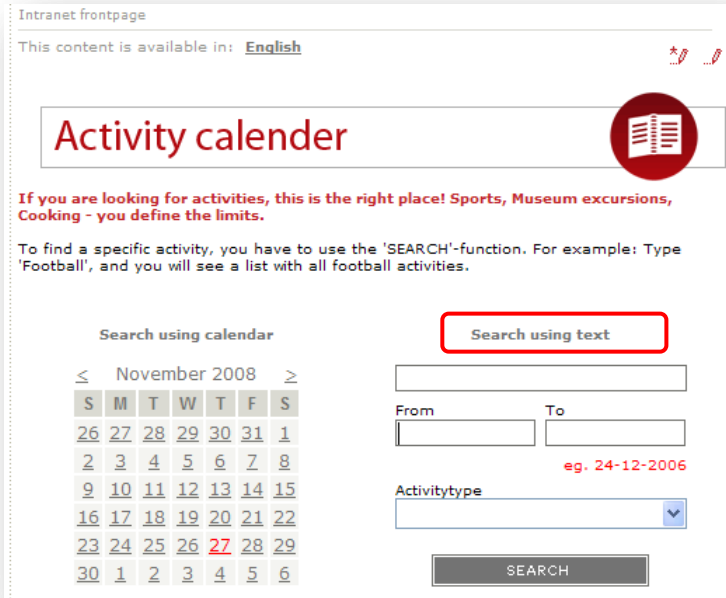


1.14.5 ActivitySearchSearchText

Type: text

Description: The setting specifies text for the 'search activity calendar' service which will be rendered as a header above the group of controls where a user can specify attributes of searching activities.

Front-end view:

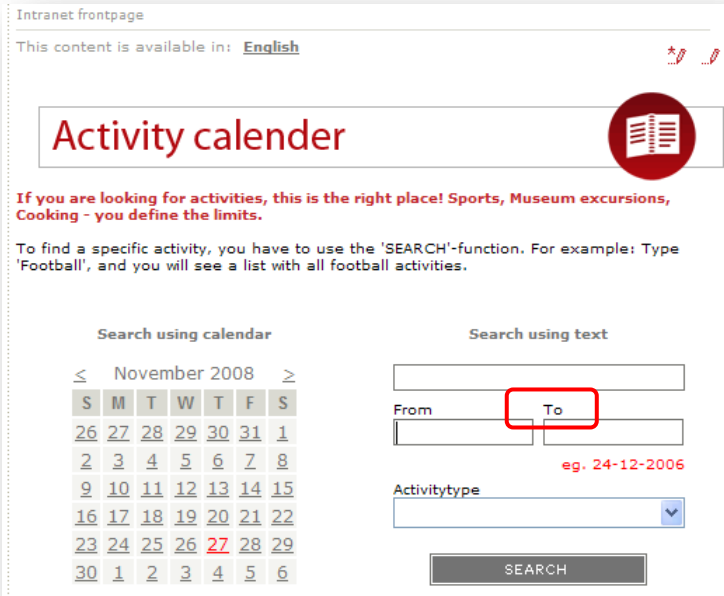


1.14.6 ActivitySearchToText

Type: text

Description: The setting specifies text for the 'search activity calendar' service which will be rendered as a header above the 'to date' text box in the group of controls where a user can specify attributes of searching activities.

Front-end view:



Intranet frontpage

This content is available in: [English](#)

Activity calendar

If you are looking for activities, this is the right place! Sports, Museum excursions, Cooking - you define the limits.

To find a specific activity, you have to use the 'SEARCH'-function. For example: Type 'Football', and you will see a list with all football activities.

Search using calendar

≤ November 2008 ≥

S	M	T	W	T	F	S
26	27	28	29	30	31	1
2	3	4	5	6	7	8
9	10	11	12	13	14	15
16	17	18	19	20	21	22
23	24	25	26	27	28	29
30	1	2	3	4	5	6

Search using text

From To

eg. 24-12-2006

Activitytype

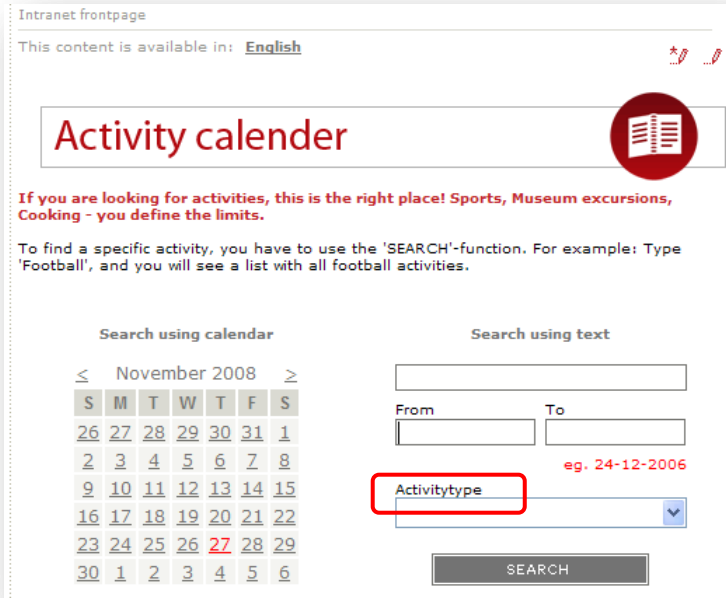
SEARCH

1.14.7 ActivitySearchTypeText

Type: text

Description: The setting specifies text for the 'search activity calendar' service which will be rendered as a header above the 'activity type' drop down list in the group of controls where a user can specify attributes of searching activities.

Front-end view:



1.15 Search

The description of settings located in the Search section of the Main Settings item.

1.15.1 Item Not Found Message

Type: text

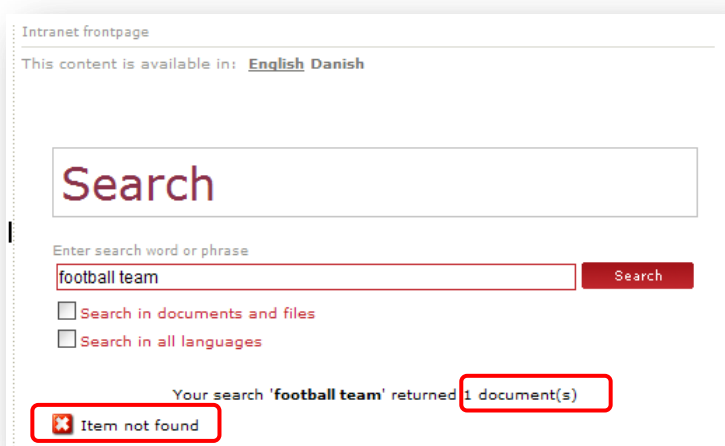
Description: The setting specifies a text which will be rendered by the 'site search' service ('Intranet.Search' sublayout assigned to the 'Intranet.Search' template) in the list of search results if an item was referenced by the search index but was not found in the database.

Front-end view:

- 1) A user searched 'football team' first.



- 2) The 'football team' item was deleted. The search yields the 'Item not found message'. Note that since the search index was not rebuilt 1 document is still found.



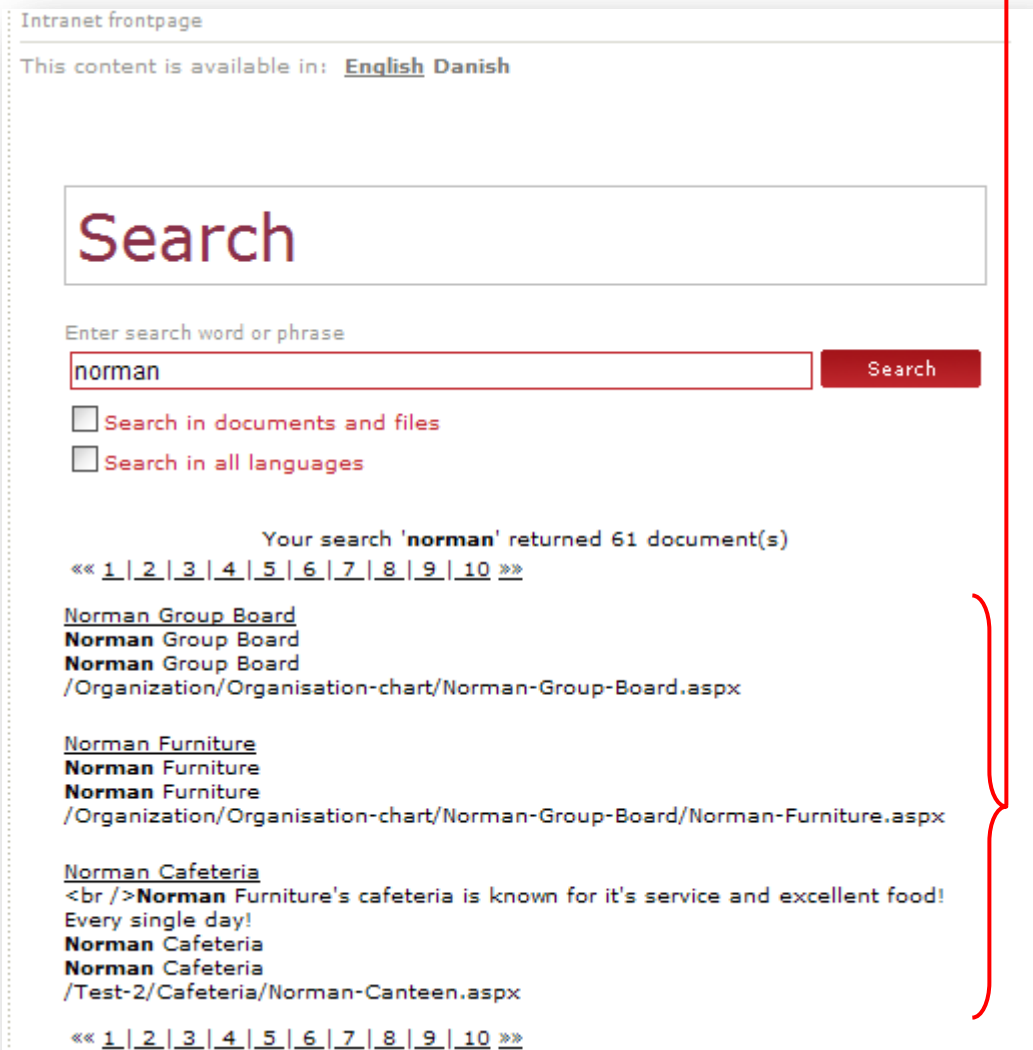
1.15.2 Results per page

Type: text

Description: The setting specifies the number of entries from results of the 'site search' service which will be displayed on the page.

Front-end view:

Results per page:
3



Intranet frontpage

This content is available in: [English](#) [Danish](#)

Search

Enter search word or phrase

Search in documents and files
 Search in all languages

Your search '**norman**' returned 61 document(s)

«[1](#) | [2](#) | [3](#) | [4](#) | [5](#) | [6](#) | [7](#) | [8](#) | [9](#) | [10](#) »»

[Norman Group Board](#)
Norman Group Board
Norman Group Board
/Organization/Organisation-chart/Norman-Group-Board.aspx

[Norman Furniture](#)
Norman Furniture
Norman Furniture
/Organization/Organisation-chart/Norman-Group-Board/Norman-Furniture.aspx

[Norman Cafeteria](#)

Norman Furniture's cafeteria is known for it's service and excellent food!
Every single day!
Norman Cafeteria
Norman Cafeteria
/Test-2/Cafeteria/Norman-Canteen.aspx

«[1](#) | [2](#) | [3](#) | [4](#) | [5](#) | [6](#) | [7](#) | [8](#) | [9](#) | [10](#) »»

1.16 Slideshow

The description of settings located in the Slideshow section of the Main Settings item.

1.16.1 SlideshowButtonStartText

Type: text

Description: The setting specifies a text for the 'slideshow' service 'start' button. The text is used as a tooltip for the 'start' image button and as a label for it. This setting affects the 'Intranet Slideshow' sublayout (assigned to 'Intranet.Slideshow' template).

Front-end view:

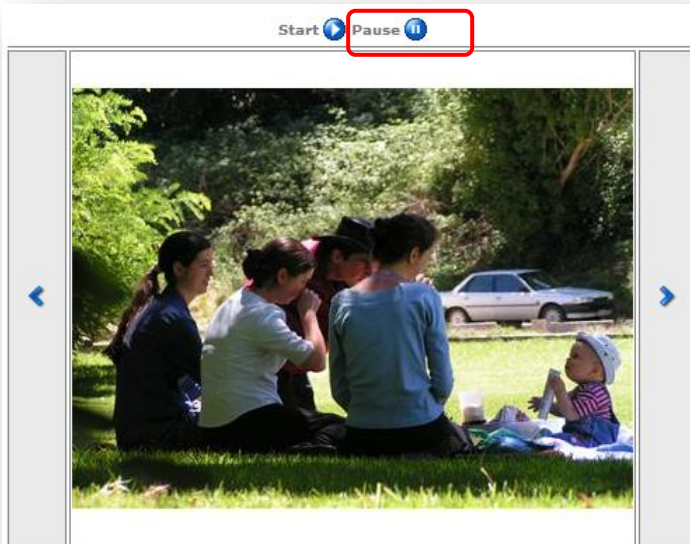


1.16.2 SlideshowButtonPauseText

Type: text

Description: The setting specifies a text for the 'slideshow' service 'pause' button. The text is used as a tooltip for the 'pause' image button and as a label for it. This setting affects the 'Intranet Slideshow' sublayout (assigned to 'Intranet.Slideshow' template).

Front-end view:

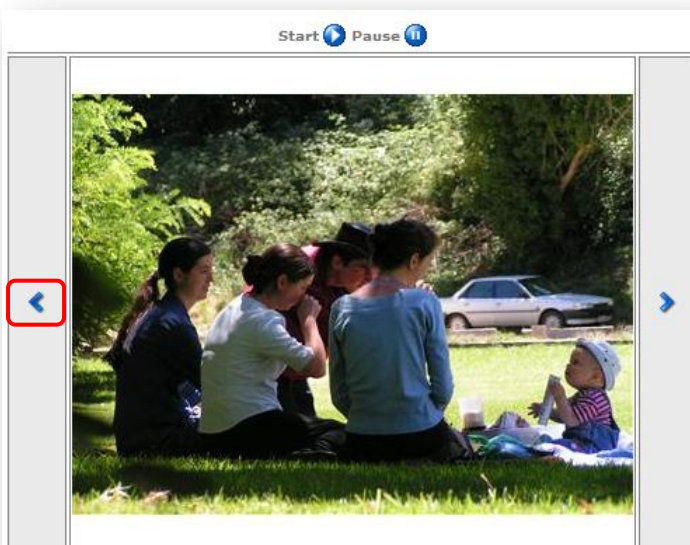


1.16.3 SlideshowButtonPreviousText

Type: text

Description: The setting specifies a text which will be rendered as a tooltip for the 'slideshow' service 'previous' image button.

Front-end view:

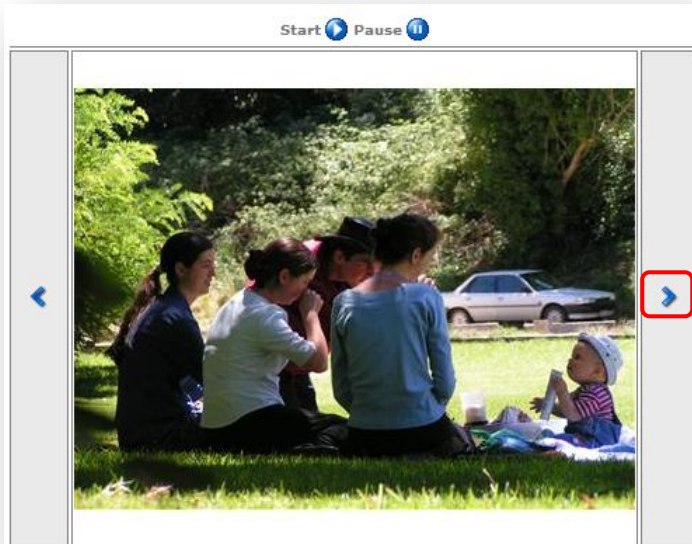


1.16.4 SlideshowButtonNextText

Type: text

Description: The setting specifies a text which will be rendered as a tooltip for the 'slideshow' service 'next' image button.

Front-end view:



1.16.5 SlideshowThumbnailsLabel

Type: text

Description: The setting specifies text for the header of the 'slideshow' service 'thumbnails' section.

Front-end view:

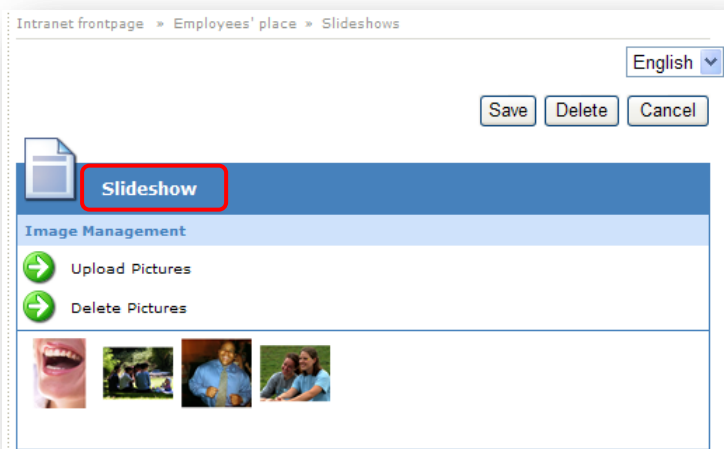


1.16.6 SlideshowEditorTitle

Type: text

Description: The setting specifies a text for the title which will be rendered on the Sitecore Intranet Portal front-end editor above the control which allows manipulating with images of a current slideshow if a user edits an item based on the 'Intranet.Slideshow' template.

Front-end view:

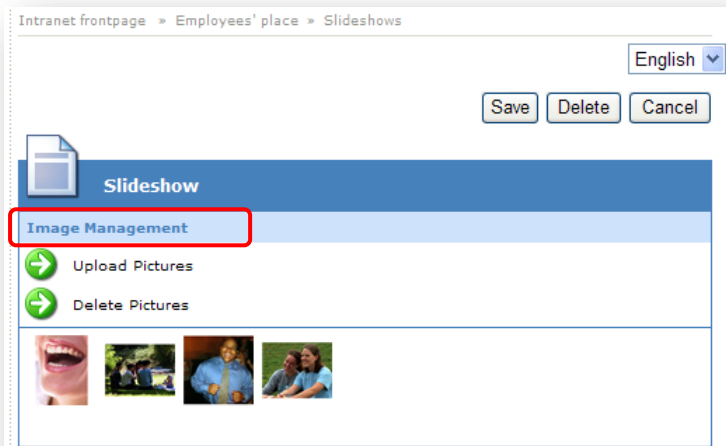


1.16.7 SlideshowEditorSubTitle

Type: text

Description: The setting specifies a text for the title which will be rendered on the Sitecore Intranet Portal front-end editor as a header for the control which allows manipulating with images of a current slideshow if a user edits item based on the 'Intranet.Slideshow' template.

Front-end view:

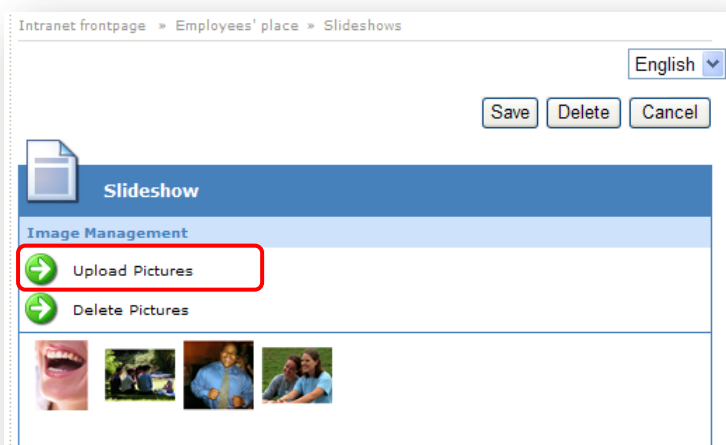


1.16.8 SlideshowEditorUpload

Type: text

Description: The setting specifies a text which will be rendered as a caption for the 'upload pictures' button in the control which allows manipulating with images of a current slideshow from the Sitecore Intranet Portal front-end editor.

Front-end view:

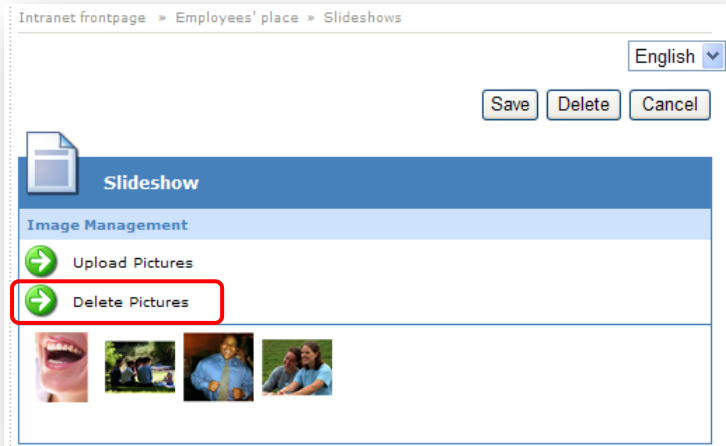


1.16.9 SlideshowEditorDelete

Type: text

Description: The setting specifies a text which will be rendered as a caption for the 'delete pictures' button in the control which allows manipulating with images of a current slideshow from the Sitecore Intranet Portal front-end editor.

Front-end view:



1.17 MediaLibrary

The description of settings located in the MediaLibrary section of the Main Settings item.

1.17.1 MediaPickerPublicRoot

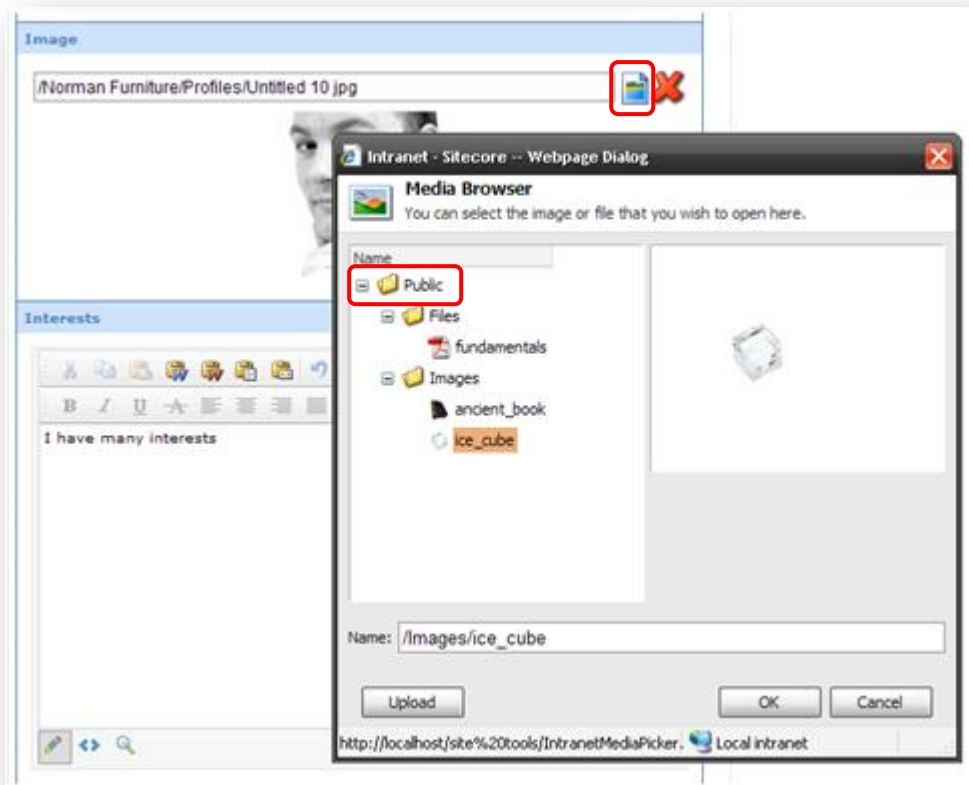
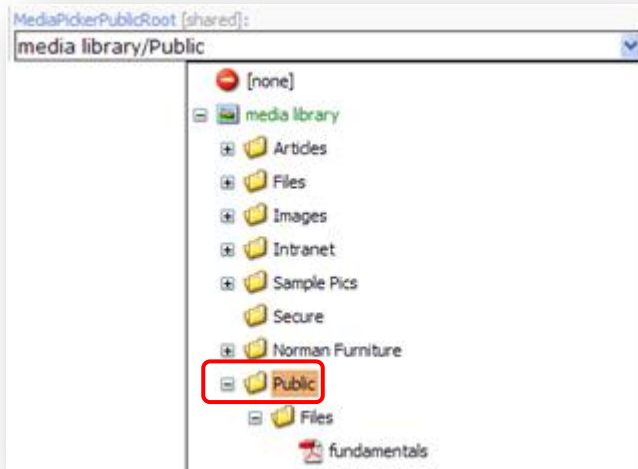
Type: tree

Description: The setting specifies:

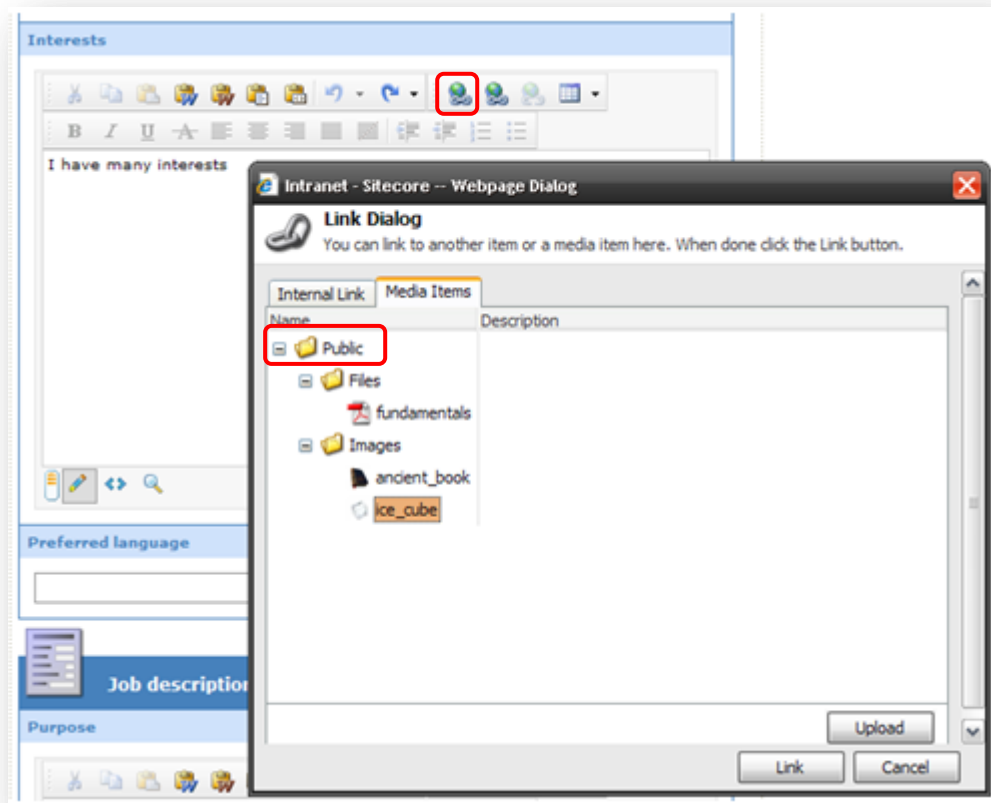
- 1) an item which will be used as a public root item for the Sitecore Media Picker service. It means that Media Picker will allow users upload items to Media Library only under an item in the Sitecore Media Library.
- 2) Also the setting affects the behavior of the 'insert internal link' service embedded into the Rich Text Editor. A user can insert a link using this service only to those media items which are placed under an item in Sitecore content tree which is referenced by the setting.

Front-end view:

- 1) an item which will be used as a public root item for the Sitecore Media Picker service



- 2) the 'insert internal link' service embedded into the Rich Text Editor



1.17.2 Max Image Width (MaxImageWidth)

Type: text

Description: The setting specifies the maximum width of image which will be rendered on a page. If an image width is greater than the value of the setting, the image will be scaled to fit the specified width. By default, the setting affects the behavior of the 'sc:scaledImage' xsl control.

1.17.3 ListMaxImageWidth

Type: text

Description: The setting specifies the maximum width of images which will be rendered in the list of items. If an image width is greater than the value of the setting then the image will be scaled to fit the specified width. By default, this setting affects the behavior of the 'Intranet NewsArchive' sublayout (assigned to 'Intranet.NewsArchive' template), the 'Intranet NewsFrontpage', the 'Intranet NewsList'(assigned to the 'Intranet.NewsSection' template) renderings and the 'Corporate news' web part.

1.18 System Folders

The description of settings located in the System Folders section of the Main Settings item.

1.18.1 ActivityCalendarFolder

Type: reference

Description: The setting specifies a reference to the item under which all intranet activities are stored.

1.18.2 ActivityTypesFolder

Type: reference

Description: The setting specifies a reference to the item under which all intranet activity types are stored.

1.18.3 DocumentTypesFolder

Type: reference

Description: The setting specifies a reference to the item under which all known document types are stored.

1.18.4 LocationsFolder

Type: reference

Description: The setting specifies a reference to the item under which all locations are stored.

1.18.5 PortalZonesFolder

Type: reference

Description: The setting specifies a reference to the item under which configuration for Sitecore Intranet Portal front page web parts are stored.

1.18.6 TargetGroupsFolder

Type: reference

Description: The setting specifies a reference to the item under which the hierarchy of the site target groups for the data channeling framework are stored.

1.18.7 TopIconLinksFolder

Type: reference

Description: The setting specifies a reference to the item under which all entries for the site top icon links are stored.

1.18.8 UserProfileFolder

Type: reference

Description: The setting specifies the reference to the item under which all items that store extra data for user profiles are placed.

1.18.9 SlideshowsFolder

Type: reference

Description: The setting specifies the reference to the media library folder under which all slideshows images are stored.